AUSTRALIAN MERINO
Production Trial
EST. 2004

2025 - 2027 AUSTRALIAN MERINO PRODUCTION TRIAL

2025 MEAT CHALLENGE REPORT

www.australianmerinoproductiontrial.com

Thank you to our Supporters & Service Providers

FLETCHER

mla
MEAT & LIVESTOCK AUSTRALIA

MOSES & SON
Innovative Wool Marketing, Traditional Service

REDGUM RIVER PASTORAL CO

JM LIVESTOCK
SHEEP, WOOL & LAMB PRODUCTION SPECIALIST

Riverina Wool Testers
Wagga Wagga

RUBIELIVESTOCK ADVANCEMENT

Sheep MetriX

WOOL SOLUTIONS
AN AUSTRALIAN MERINO EXPORTS PARTNER

© Redgum River Pastoral Co

Redgum River Pastoral Co
Craig Wilson, Managing Director & AMPT Trial Conveynor
M: 0428 250 982
E: craigwilsonlivestock@bigpond.com

Report Author
Sally Martin, SheepMetriX, Young NSW
M: 0400 782 477
E: sally@sheepmetrix.com.au

Acknowledgements
Farron Fletcher, Fletcher International Exports, Dubbo NSW
Melissa Fletcher, Fletcher International Exports, Dubbo NSW
Terry Mitchell, Fletcher International Exports, Dubbo NSW
Troy & Liz Cruikshank, Fletcher International Exports, Dubbo NSW
Sally Martin, SheepMetriX, Young NSW
Marty Moses, Moses & Son, Temora NSW
Mitch Rubie, Rubie Livestock Advancement, Forbes NSW
Trent Fordham, Riverina Wool Testers, Wagga Wagga NSW
Jim Meckiff, JM Livestock, Wagga Wagga NSW
Worner Transport
Martins Stock Haulage

Date of publication: December 2025. **Photo Credits:** Craig Wilson & Ellie Hitz, Fletcher International Exports

Ownership of Intellectual Property Rights
Unless otherwise noted, copyright (and any other intellectual property rights) in this publication is owned by Redgum River Pastoral Co. All rights reserved. This work is copyright. Except as permitted under the Copyright Act 1968, no part of this publication may be reproduced by any process, electronic or otherwise, without the specific permission of the copyright owners. Neither may information be stored electronically in any form whatsoever without permission.

Disclaimer
Redgum River Pastoral Co has exercised due care and skill in preparing and compiling the information and data in this publication. This publication has been compiled from independent service providers and expert representatives in the sheep industry. The information contained in this publication is based on knowledge and understanding at the time of writing (November 2025). However, because of advances in knowledge, users are reminded of the need to ensure that information upon which they rely is up to date and to check currency of the information with an appropriate adviser. The product trade names in this publication are supplied on the understanding that no preference between equivalent products is intended and that the inclusion of a product name does not imply endorsement by Redgum River Pastoral Co or Sally Martin Consulting Pty Ltd trading as SheepMetriX over any equivalent product from another.

Table of Contents

Introduction and trial structure 7
Understanding this report 9
Correlations 9
Economic Values 9
Entrant List 13
Results Summary – Autumn Drop 16
Results Summary – Winter Drop 20
Results Summary – Spring Drop 27
Overall Meat Trial Analysis 33
Meat Standards Australia Index 36
Feedlot (Meat) vs Pasture (Wool) Trial Wether Comparison 38
Retain Rail Reasons 39
Individual team results 40
Team 1 - Spring Drop 40
Team 3 - Autumn Drop 41
Team 6 - Spring Drop 42
Team 7 - Winter Drop 43
Team 9 - Winter Drop 44
Team 13 - Spring Drop 45
Team 14 - Spring Drop 46
Team 15 - Spring Drop 47
Team 16 - Winter Drop 48
Team 17 - Winter Drop 49
Team 18 – Autumn Drop 50
Team 19 – Winter Drop 51
Team 21 - Winter Drop 52
Team 22 - Winter Drop 53
Team 23 - Winter Drop 54
Team 24 – Autumn Drop 55
Team 25 - Winter Drop 56
Team 26 – Winter Drop 57
Team 27 - Winter Drop 58
Team 28 - Spring Drop 59
Team 29 - Winter Drop 60
Team 31 - Spring Drop 61

Team 33 - Winter Drop 62
Team 34 - Autumn Drop 63
Team 35 - Spring Drop 64
Team 36 - Winter Drop 65
Team 37 - Winter Drop 66
Team 38 - Winter Drop 67
Team 39 - Winter Drop 68
Team 40 - Spring Drop 69
Team 41 - Spring Drop 70
Team 42 - Spring Drop 71
Team 43 - Spring Drop 72
Team 44 - Spring Drop 73
Team 45 - Spring Drop 74
Team 46 - Winter Drop 75
Team 47 - Spring Drop 76
Team 48 - Winter Drop 77
Team 49 - Autumn Drop 78
Team 50 - Spring Drop 79
Team 51 - Spring Drop 80
Team 52 - Spring Drop 81
Team 53 - Winter Drop 82
Team 54 – Winter Drop 83
Team 55 - Spring Drop 84
Team 56 - Winter Drop 85
Team 57 - Spring Drop 86
Team 59 - Winter Drop 87
Team 60 - Winter Drop 88
Team 61 - Winter Drop 89
Team 62 - Spring Drop 90
Team 63 - Winter Drop 91
Team 64 - Winter Drop 92
Team 66 – Autumn Drop 93
Team 67 - Winter Drop 94
Team 68 - Winter Drop 95
Team 69 - Winter Drop 96
Team 70 - Winter Drop 97
Team 71 - Spring Drop 98
Team 73 - Winter Drop 99

Team 74 - Winter Drop 100
Team 75 - Winter Drop 101
Team 76 - Winter Drop 102
Team 77 - Spring Drop 103
Team 78 – Autumn Drop 104
Team 79 - Spring Drop 105

Pictured: Prior to processing, entrants view penned teams in the 2025-2027 AMPT Meat Challenge on-site at Fletcher International Exports, Dubbo. More photos can be viewed on pp 10-12.

Introduction and trial structure

Wether trials have been a part of the genetic benchmarking landscape for over 30 years. They play an important role benchmarking commercial breeding flocks and bloodline performance across a range of environments and seasons.

The aim of the Australian Merino Production Trial (AMPT) for the 2025-2027 is to compare the meat and wool production traits for the entrants. The 2025-2027 Australian Merino Production Trial (AMPT) complements other trials run under a similar format. Since 2010, **435** teams have been evaluated from 6 states around Australia, Table 1 shows the distribution of teams and Figure 1 shows the current spread of teams entered in the 2025-2027 AMPT. The AMPT will have links to past trials, with common teams, enabling the full dataset to be compared over time.

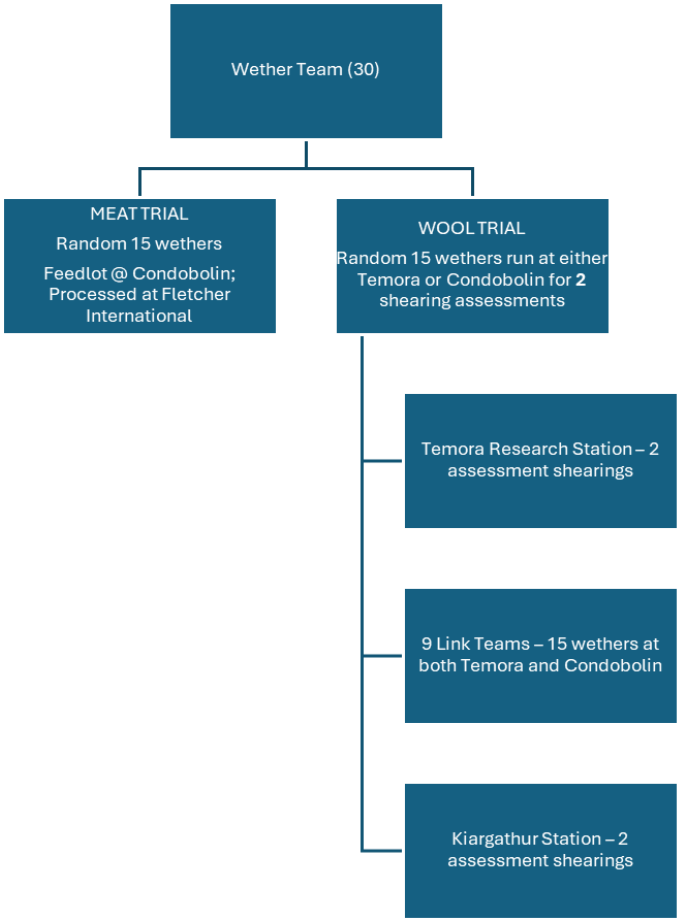

Selection of wethers for the AMPT involves a AMPT representative randomly drafting 54 weaners, from the 54 weaners, 30 are then selected and tagged with a permanent electronic and visual tag. The selected wethers were then transported to Temora for the induction process in April 2025. An additional 15 wethers were provided by 4 Entrants to facilitate adequate linkage between the two Wool Trial Sites.

The current AMPT started in April 2025 when the 2024 drop wethers were inducted and shorn to a standardised wool length (even up shearing). Post the even up shearing half of each wether team (15) were trucked to Fletcher International Feedlot near Condobolin, these wethers were processed through Fletcher International Exports, Dubbo, NSW in August 2025, this report focusses on the outcome of the "Meat Trial" wethers.

The remaining wethers, "Wool Trial", are being run across two (2) locations, one at the Temora Research Station and the second at Kiargathur Station, Condobolin. The Wool wethers will have their first shearing assessment on the 10th of March 2026. Table 2 shows the list of traits measured and reported in this report.

NOTE: Not all entrants had a team in the Meat Trial, refer to Table 4 for more details relating to the team splits between trial and locations, page 13. Due to logistics, Team 32 was delayed in commencing into the Meat Trial and therefore their data is not represented in this report.

Table 1 – Number of teams represented by State

States	2010-12	2012-14	2014-16	2016-18	2018-20	2020	2021-23	2023-25	2025-27	Total
NSW	45	50	46	43	34	23	29	44	60	374
VIC	4	7	3	4	5	3	5	1	3	35
WA	1		1	2	1				1	6
SA		2							3	5
TAS		1		1			1	5	6	14
QLD									1	1
Total	**50**	**60**	**50**	**50**	**40**	**26**	**35**	**50**	**74**	**435**

Figure 1 – 2025-2027 Entrant Location

Table 2 - Traits measured in the Australian Merino Production Trial (AMPT)

WT	Body weight x 5 - kg
Growth rate	Grams per head per day - g/head/day
CWT	Carcase Weight - kg
FS	Fat Score (prior to processing) – Score 1 to 5
IMF	Intramuscular Fat (soma) %
MSA Index	Meat Standards Australia Index
Dressing %	Dressing percentage - %
GR Fat Est	Estimated GR Fat
LMY	Lean Meat Yield percentage estimate
Carcase Value	Carcase Value - $ per head
FD	Fibre Diameter – mid side sample prior to processing - um
SL	Staple Length – measured prior to processing - mm
BWRK	Body Wrinkle – 1 to 5 score – off shears
H / L	Hogget or Lamb – assessed prior to processing
Retain	Retain reason during processing

Understanding this report

The data presented in this report has been prepared for entrants to consider the variation that exists within their team/s and provides a snapshot of the meat productivity drivers alongside some of the wool traits.

Due to the variation in age between teams (up to 6 months) the "Meat Trial" results are presented in age groups – Autumn, Winter and Spring – the main reason we do this is that 80% of the variation up to 200 days of age (and older for some traits) is associated with early life influences such as date of birth (age), birth type and rear type. As we are unable to account for these accurately the birth groups help to some extent.

Correlations

Correlation is a statistical measure that expresses the extent to which two variables are linearly related and describes the relationship between the variables. We have referred to correlations within this report.

As a general rule a very high correlation would be between 0.9 and 1.0; high correlation would be between 0.7 and 0.89; moderate correlation would be between 0.5 and 0.69; low correlation would be between 0.3 and 0.49 and little or insignificant correlation would be between 0.0 and 0.29.

Often when you see a graph with a trendline, and R squared figure as shown in the example below. To convert an R^2 figure to a correlation you need the square root. For example, $R^2 = 0.5593$; the square root would be 0.75; to interpret the correlation we would say that there is a high correlation between the X and Y Axis in the example below.

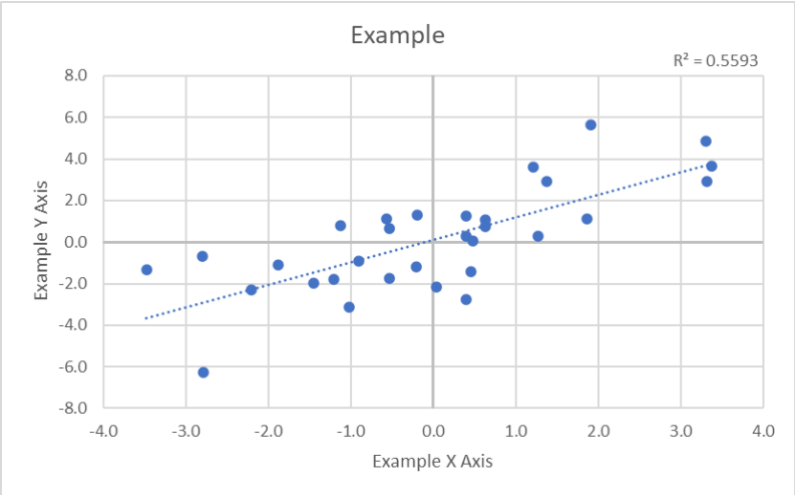

Economic Values

A carcase value has been calculated using the hot carcase weight, fat score converted to GR Fat, lean meat yield estimate (calculated from carcase weight and GR fat) and intramuscular fat percentage. A grid was adapted using the prices in late July 2025 with an additional $0.80 cents per kg for 5% + IMF. Table 3 presents an example of the grid used.

Table 3 – Carcase value price grid

	Lean Meat Yield %				
Carcase Weight	**<55**	**55-59**	**59-66**	**66-68**	**>68**
<20	$7.25	$7.80	$8.05	$7.75	$6.55
20-24	$9.25	$9.80	$10.05	$9.75	$8.55
24-32	$9.55	$9.95	**$10.20**	$9.90	$8.70
32-34	$9.35	$9.75	$10.00	$9.70	$8.50
>34	$8.05	$8.45	$8.70	$8.40	$7.20



7TH JULY, 2025

KIARGATHUR STATION, CONDOBOLIN NSW

5TH AUGUST, 2025
FLETCHER
INTERNATIONAL
EXPORT, DUBBO, NSW

6TH AUGUST, 2025
FLETCHER INTERNATIONAL EXPORT, DUBBO, NSW
21

Entrant List

Table 4 presents the list of entrants across the Meat and Wool trials and the number of wethers allocated to each sub trial.

Note the Wool wethers are split between both Temora and Condobolin with **link** teams represented at both sites.

Team Number	Feedlot	Condobolin	Temora	Bloodline	Average Date of Birth
1	15		15	Paling Yards / Grassy Creek	15/09/2024
2		15	15	Hazeldean	14/07/2024
3	15	30		Hazeldean	14/05/2024
4		15	15	Yalgoo	25/09/2024
5		30	15	Greendale	15/09/2024
6	15		15	Paling Yards / Hazeldean	15/09/2024
7	15	15		Collingwood	4/07/2024
8		15	15	Greendale	15/09/2024
9	15	30		Kiargathur Station	15/08/2024
10		30	15	Jimenbuen	1/09/2024
11		15	15	Greendale / Hazeldean	5/09/2024
13	15	15		Grassy Creek	9/09/2024
14	15	15		Mixed	15/09/2024
15	15	15		Wallaloo Park	25/08/2024
16	15		15	Grassy Creek	15/08/2024
17	15		15	Greendale	15/08/2024
18	15	15	15	Woodpark Poll	29/05/2024
19	15	15		Woodpark Poll	15/08/2024
20			15	Billandri	15/08/2024
21	15		15	Woodpark Poll	4/07/2024
22	15	15		Mixed	3/07/2024
23	15	15		Pastora	2/07/2024
24	15	15		Greenland	15/05/2024

25	15	15		Pastora	4/08/2024
26	15	15		Pastora	29/06/2024
27	15	15		SRS	24/07/2024
28	15	15		Hazeldean	4/09/2024
29	15	15		Tallawong	24/07/2024
31	15	15		Poll Boonoke / Willandra	4/09/2024
32	15	15		Yalgoo	25/04/2024
33	15	15		Egelabra / Langdene	12/08/2024
34	15	15		Dunbogan	29/04/2024
35	15	15		Grassy Creek / Hazeldean	30/08/2024
36	15	15		Yarrawonga	15/08/2024
37	15	15		Mc Bride Stud	2/07/2024
38	15	15		Faraway Hill	15/07/2024
39	15	15		Grass and Leahcim	15/07/2024
40	15		15	Roseville Park / Glenlea Park	28/08/2024
41	15		15	Kenilworth	29/08/2024
42	15		15	Yalgoo	12/10/2024
43	15		15	Ella Matta / Anderson	15/09/2024
44	15		15	Beaufront	4/09/2024
45	15		15	Nerstane	29/09/2024
46	15	15		Mixed	15/08/2024
47	15	15		Richmond Merinos	29/08/2024
48	15	15		Inglewood Merinos	15/08/2024
49	15	15		Kerin Poll	29/04/2024
50	15	15		Adina	25/09/2024
51	15	15		Roseville Park	29/09/2024
52	15	15		Own	14/09/2024
53	15	15		Lachlan	16/07/2024
54	15	15		Pastora	24/07/2024

55	15	15		Koonwarra	16/09/2024
56	15	15		Hazeldean	15/08/2024
57	15	15		Bellevue	8/09/2024
59	15	15		Roseville Corriedale	9/08/2024
60	15	15		Yarrawonga	21/07/2024
61	15	15		GRASS	9/08/2024
62	15	15		Pastora	29/08/2024
63	15	15		Pooginook	1/06/2024
64	15	15		Greendale	15/06/2024
66	15	15		Borambil	27/04/2024
67	15	15		Greenland	9/08/2024
68	15	15		Ridgeway Advance	15/08/2024
69	15	15		Egelabra / Wanganella	7/06/2024
70	15	15		Mixed	4/08/2024
71	15	15		Bundilla	15/09/2024
73	15	15		Bundilla / Poll Boonoke	4/07/2024
74	15	15		Bullenbung	25/06/2024
75	15	15		Hazeldean	15/07/2024
76	15		15	Pastora	15/08/2024
77	15	15		Nanena (Yalgoo)	29/08/2024
78	15	15		Bundilla	1/05/2024
79	15	15		Haddon Rig	4/09/2024

Results Summary – Autumn Drop

The results for the Meat Trial are reported in age groups – **Autumn,** Winter and Spring – due to the large variation in age (6 months).

Table 5 – Autumn Drop - Meat Trial Results – Weight and Carcase

Team No.	BW 1	BW 2	BW 3	BW 4	BW 5	CWT	DRESS	WT GAIN	GRTH RATE	FS	IMF %	GR Fat Est	LMY %	MSA Index	Carcase Value
3	38.8	43.3	49.9	54.9	59.5	26.9	45.2	20.7	232.9	2.9	5.3	12.1	0.6	61.0	$290
18	46.9	52.5	58.9	63.8	68.3	31.3	45.9	21.5	241.1	3.0	5.3	12.5	0.6	60.7	$335
24	44.8	49.4	55.0	60.1	64.8	29.5	45.5	20.0	224.7	3.4	5.2	14.5	0.6	60.8	$312
34	52.7	56.8	62.0	67.2	69.5	32.3	46.5	16.8	188.4	3.4	5.4	14.4	0.6	60.9	$333
49	65.8	68.2	72.6	78.2	79.2	39.5	49.9	13.5	151.3	4.2	6.0	17.8	0.6	61.0	$369
66	44.1	49.3	56.0	60.3	65.6	30.6	46.7	21.4	240.8	3.3	5.8	13.8	0.6	61.4	$323
78	55.9	59.5	66.4	71.5	74.0	35.1	47.5	18.1	203.5	3.9	5.6	16.8	0.6	60.9	$334
Avg.	**49.9**	**54.1**	**60.1**	**65.2**	**68.7**	**32.2**	**46.7**	**18.9**	**211.8**	**3.4**	**5.5**	**14.6**	**0.6**	**61.0**	**$328**
	kg	kg	kg	kg	kg	kg	%	kg	g/head/ day	Score	%	mm	%		$/head

Table 6 – Autumn Drop - Meat Trial Results – Wool and Wrinkle

Team No.	Micron	SD	CoVar	Comfort	SL	Wrinkle
3	18.0	2.8	15.8	99.6	27.3	2.3
18	18.4	3.0	16.4	99.6	31.9	2.3
24	18.6	3.2	17.4	99.4	25.3	3.4
34	18.4	2.9	15.6	99.6	30.0	2.4
49	19.4	3.0	15.6	99.4	28.9	1.9
66	19.0	3.2	17.0	99.4	29.0	2.9
78	19.8	3.2	16.0	99.4	27.1	2.1
Avg.	**18.8**	**3.1**	**16.2**	**99.5**	**28.5**	**2.5**
	um		%	%	mm	Score

Table 7 – Autumn Drop – Meat Trial Results – Team Ranges

Team No.	Final Wt Max	Final Wt Avg.	Final Wt Min	Carcase Wt Max	Carcass Wt Avg.	Carcase Wt Min	Growth Rate Max	Growth Rate Avg.	Growth Rate Min	IMF % Max	IMF % Avg	IMF % Min	Carcase Value Max	Carcase Value Avg.	Carcase Value Min
3	68.0	59.5	54.0	30.4	26.9	24.4	303.4	232.9	168.5	7.1	5.3	4.4	$334.40	$289.84	$257.04
18	72.0	68.3	64.5	33.0	31.3	29.6	292.1	241.1	179.8	6.7	5.3	4.1	$356.40	$334.94	$306.00
24	77.5	64.8	55.5	36.2	29.5	25.8	337.1	224.7	118.0	6.1	5.2	4.5	$338.80	$312.47	$283.80
34	77.0	69.5	60.0	36.4	32.3	28.6	269.7	188.4	73.0	6.3	5.4	4.5	$367.20	$332.84	$307.45
49	94.5	79.2	70.5	49.8	39.5	33.4	247.2	151.3	61.8	8.5	6.0	5.0	$460.65	$368.99	$334.85
66	73.5	65.6	53.0	35.6	30.6	25.2	314.6	240.8	146.1	7.8	5.8	4.6	$349.80	$323.25	$257.04
78	90.5	74.0	63.5	41.8	35.1	32.4	286.5	203.5	95.5	7.0	5.6	4.2	$364.45	$334.03	$288.99
Avg.	**79.0**	**68.7**	**60.1**	**37.6**	**32.2**	**28.5**	**292.9**	**211.8**	**120.4**	**7.1**	**5.5**	**4.5**	**$367.39**	**$328.05**	**$290.74**

There was a high correlation (0.82 and 0.91 respectively) between the entry (BW 1 - blue dots) and final body weights (BW 5 - orange dots) and the growth rates achieved by the Autumn Drop teams shown in Figure 2.

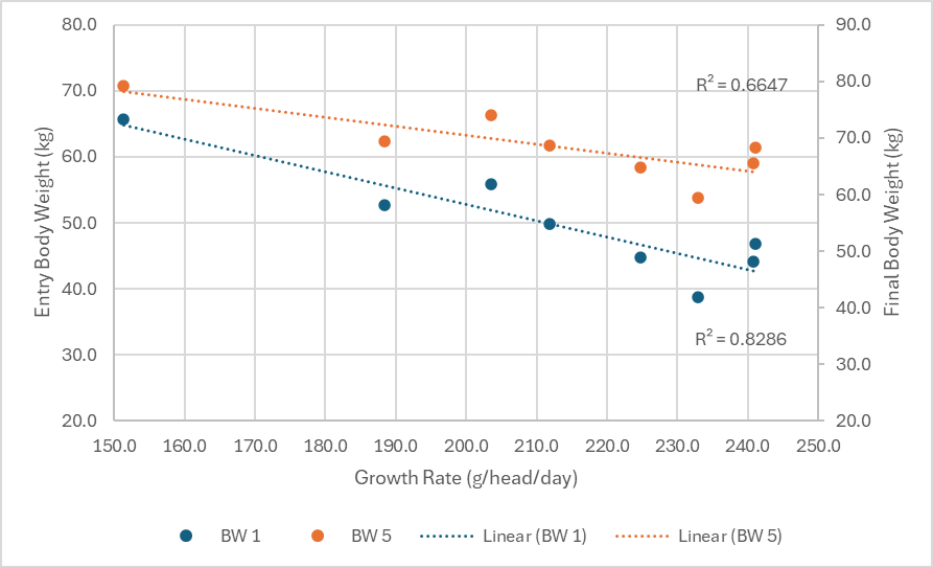

Figure 2 – Autumn Drop – Growth rates relative to entry and final body weights (High correlation, 0.82 & 0.91 respectively)

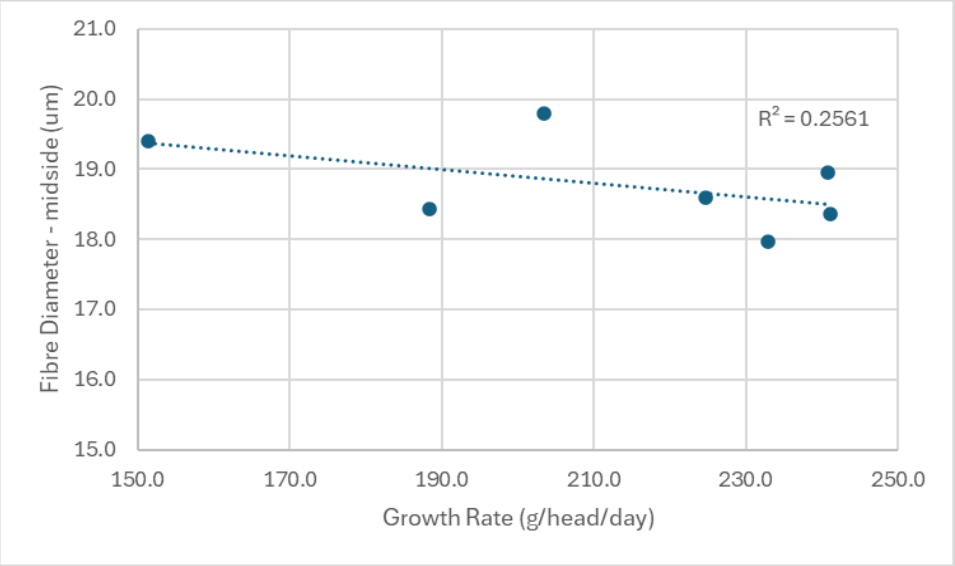

Figure 3 – Autumn Drop – Growth rate relative to fibre diameter (Moderate correlation, 0.51)

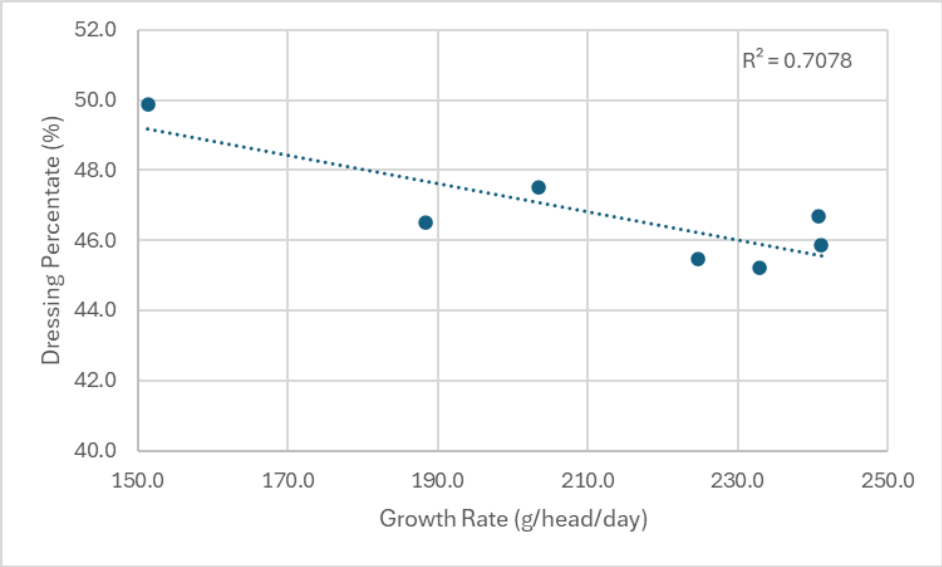

Figure 4 – Autumn Drop – Growth rate relative to dressing percentage (High correlation, 0.84)

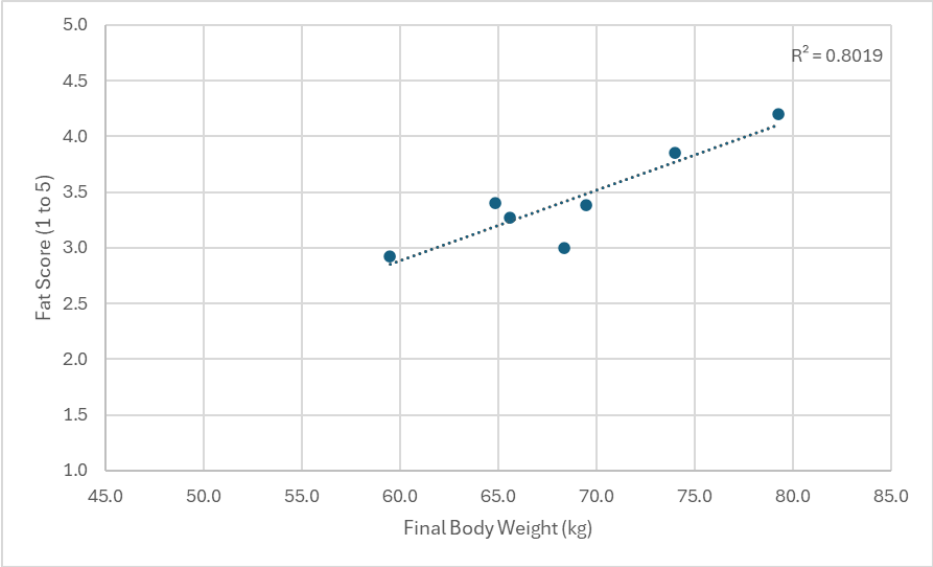

Figure 5 – Autumn Drop - Final body weight relative to fat score (Very High correlation, 0.90)

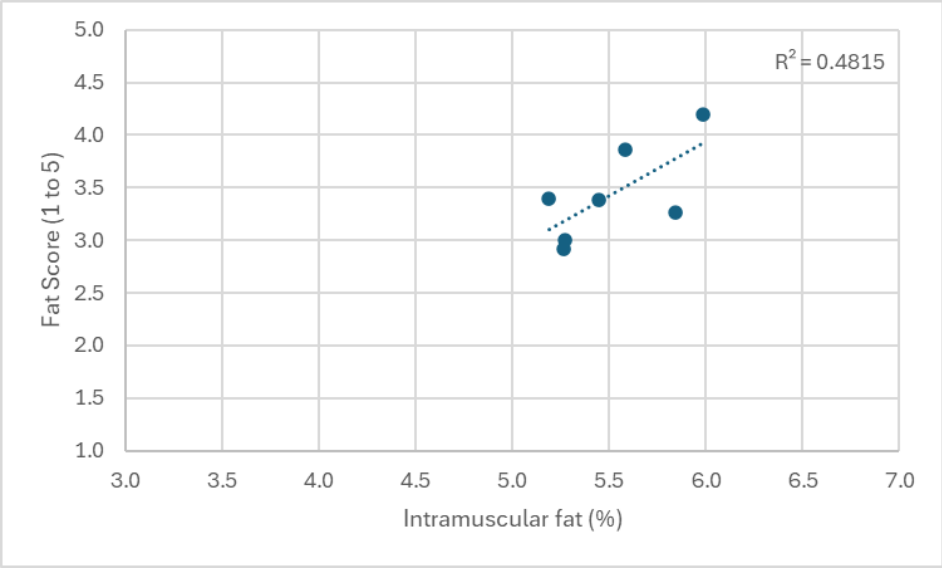

Figure 6 – Autumn Drop – Intramuscular fat % and Fat Score (Moderate correlation, 0.69)

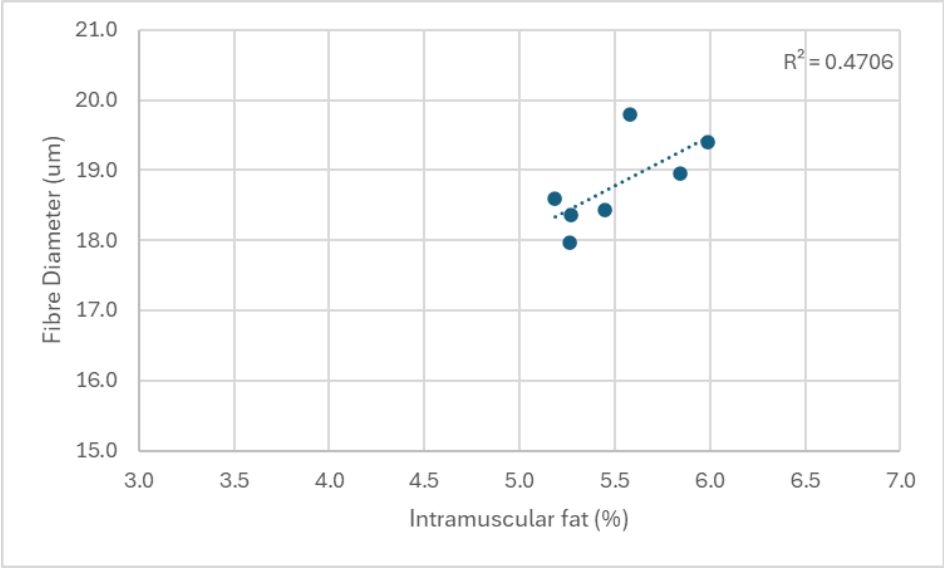

Figure 7 – Autumn Drop – Intramuscular fat % and Fibre Diameter (Moderate correlation, 0.69)

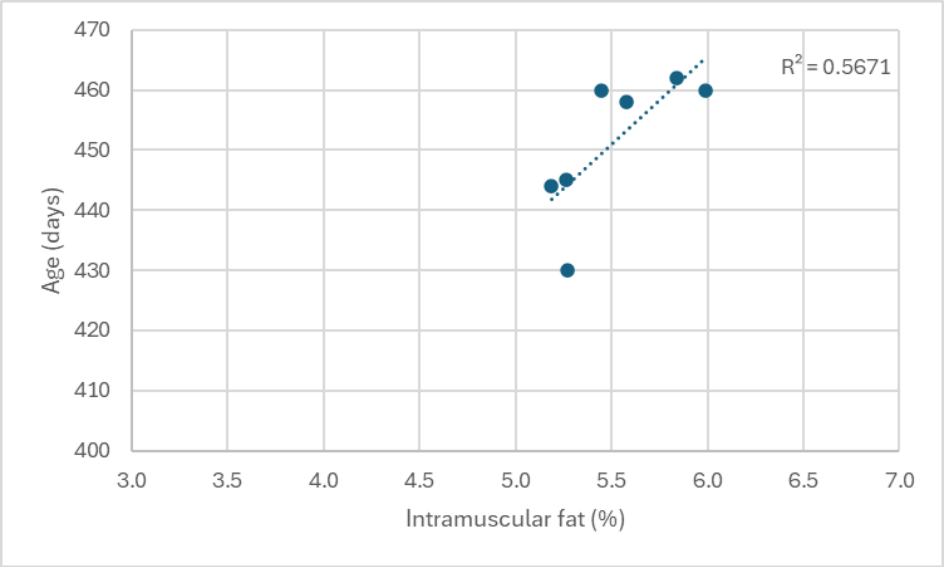

Figure 8 – Autumn Drop – Intramuscular fat % relative to Age (High correlation, 0.75)

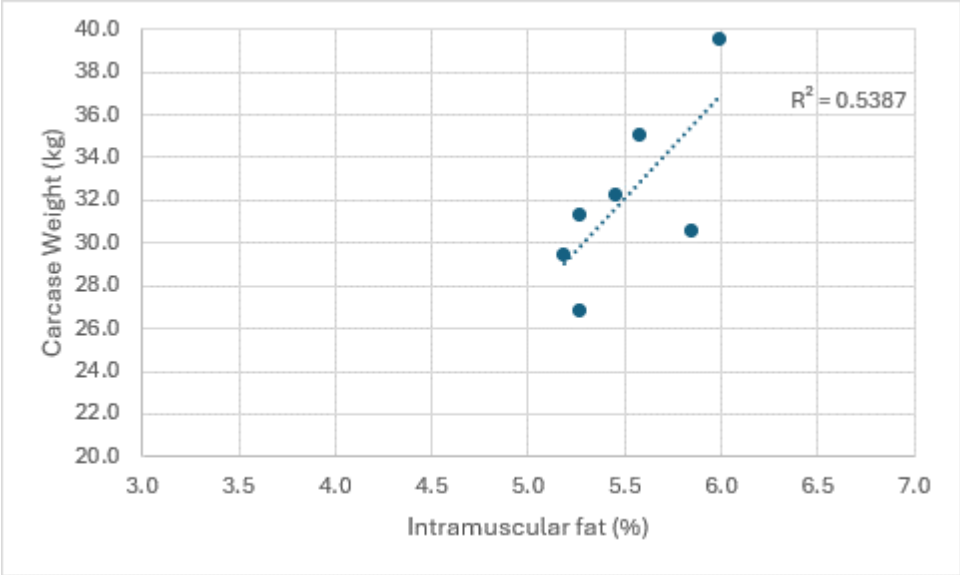

Figure 9 – Autumn Drop – Intramuscular fat % relative to Carcase Weight (High correlation, 0.73)

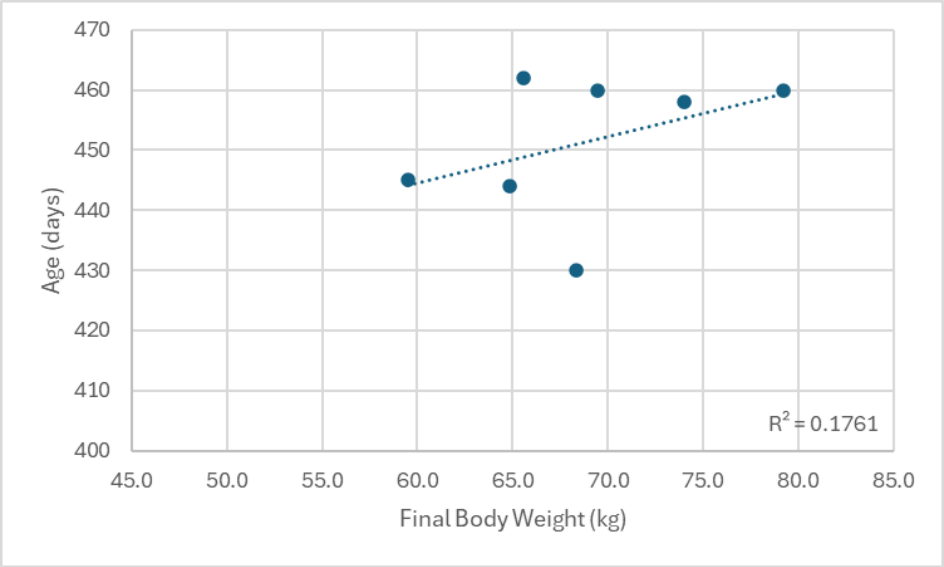

Figure 10 – Autumn Drop – Final Body Weight relative to Age (Low to Moderate correlation, 0.42)

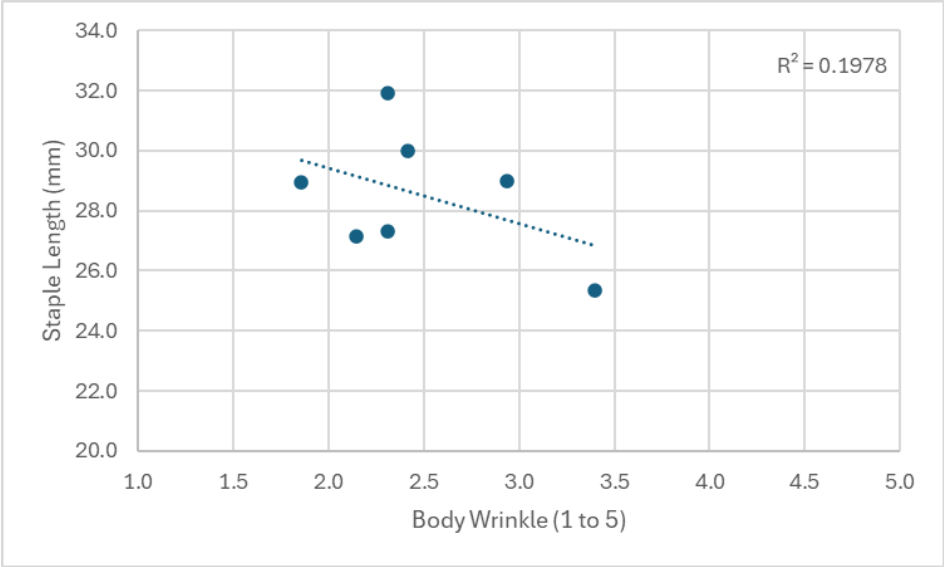

Figure 11 – Autumn Drop – Staple Length relative to Body Wrinkle (Moderate correlation, 0.44)

Results Summary – Winter Drop

The results for the Meat Trial are reported in age groups – Autumn, **Winter** and Spring – due to the large variation in age (6 months).

Table 8 – Winter Drop - Meat Trial Results – Weight and Carcase

Team No.	BW 1	BW 2	BW 3	BW 4	BW 5	CWT	DRESS	WT GAIN	GRTH RATE	FS	IMF %	GR Fat Est	LMY %	MSA Index	Carcase Value
7	39.4	44.6	51.0	55.9	61.1	28.7	47.0	21.7	243.8	3.4	5.4	14.5	0.6	61.1	$304
9	46.7	51.2	57.3	63.0	65.9	31.7	48.2	19.1	215.1	3.7	5.6	16.1	0.6	61.2	$329
16	43.9	48.9	55.1	59.9	64.7	30.4	47.2	20.8	233.1	3.1	4.8	12.9	0.6	60.3	$306
17	36.8	40.6	47.4	51.8	56.5	25.2	44.7	19.6	220.7	2.9	5.0	11.8	0.6	60.9	$265
19	38.8	42.5	49.5	54.5	59.2	28.0	47.3	20.4	229.0	3.0	5.1	12.5	0.6	60.8	$297
21	45.7	49.8	56.0	61.1	66.9	31.2	46.6	21.2	237.8	3.3	5.3	13.8	0.6	60.8	$324
22	44.9	49.0	55.3	60.5	65.4	31.0	47.4	20.5	230.3	3.4	5.7	14.6	0.6	61.2	$328
23	41.7	46.4	53.5	59.1	63.6	28.7	45.1	22.0	246.8	2.9	5.2	11.8	0.6	60.8	$308
25	49.3	53.3	59.0	65.1	70.1	32.0	45.6	20.7	232.9	3.1	4.9	12.9	0.6	60.3	$323
26	44.7	48.1	54.5	59.1	63.0	29.4	46.8	18.3	205.5	3.4	5.1	14.6	0.6	60.8	$310
27	39.3	43.7	49.7	53.9	57.9	28.7	49.8	18.6	209.1	3.4	5.1	14.1	0.6	60.8	$298
29	39.5	43.6	49.7	53.8	58.7	26.0	44.3	19.2	215.2	3.0	5.0	12.5	0.6	60.9	$272
33	45.1	49.5	56.6	62.1	66.2	30.9	46.6	21.1	237.5	3.5	4.9	15.2	0.6	60.5	$314
36	42.7	46.5	51.5	55.6	59.4	27.7	46.8	16.8	188.4	2.9	5.1	11.8	0.6	60.8	$295
37	38.9	43.2	49.0	53.5	58.6	26.5	45.2	19.7	221.7	3.0	5.1	12.5	0.6	60.9	$287
38	37.1	41.0	47.3	53.1	58.5	27.5	47.0	21.4	240.4	3.0	5.0	12.5	0.6	60.7	$289
39	38.7	42.3	49.4	54.4	59.8	28.7	47.9	21.1	237.2	3.3	6.1	13.9	0.6	61.8	$305
46	30.9	35.5	41.6	45.5	51.1	24.1	47.2	20.2	227.1	2.6	4.8	10.7	0.6	60.7	$251
48	34.6	38.5	44.7	49.3	53.3	24.7	46.4	18.7	210.2	2.9	5.4	12.1	0.6	61.3	$265
53	46.4	49.9	55.1	59.9	64.1	29.1	45.4	17.7	198.9	3.0	5.3	12.5	0.6	60.9	$308
54	46.5	50.4	56.4	61.3	66.2	31.3	47.3	19.7	221.3	3.3	5.7	14.2	0.6	61.2	$334
56	37.4	40.8	46.0	49.7	54.8	26.5	48.4	17.4	195.8	2.8	5.3	11.3	0.6	61.0	$283
59	50.3	53.2	58.5	62.9	67.0	33.7	50.3	16.7	187.1	4.0	5.1	17.1	0.6	60.5	$319
60	51.2	55.8	60.4	65.2	68.0	32.0	47.2	16.8	189.1	3.3	6.3	14.2	0.6	61.8	$330
61	41.7	45.8	52.2	56.4	60.9	28.7	47.1	19.2	215.7	3.2	5.1	13.3	0.6	60.8	$305

Team No.	BW 1	BW 2	BW 3	BW 4	BW 5	CWT	DRESS	WT GAIN	GRTH RATE	FS	IMF %	GR Fat Est	LMY %	MSA Index	Carcase Value
63	49.8	52.7	58.0	62.4	65.5	31.4	47.9	15.7	175.9	3.5	5.2	14.8	0.6	60.8	$318
64	36.9	41.4	47.9	53.1	57.8	25.8	44.6	20.9	234.8	2.8	5.1	11.4	0.6	60.8	$268
67	46.2	50.9	57.1	62.2	67.6	31.2	46.4	21.4	240.1	3.3	5.2	14.2	0.6	60.7	$326
68	35.5	38.6	45.0	49.0	53.6	24.7	46.1	18.1	203.0	2.3	4.8	8.9	0.6	60.5	$258
69	42.8	47.5	52.9	57.6	61.2	28.8	47.0	18.4	207.1	3.3	5.2	13.9	0.6	60.9	$303
70	47.0	50.4	56.2	60.4	65.4	30.0	46.0	18.3	205.9	3.3	5.5	13.9	0.6	61.1	$322
73	48.5	52.3	58.2	62.6	66.6	31.1	46.7	18.1	203.7	3.6	5.5	15.5	0.6	61.1	$317
74	47.5	52.3	58.4	61.7	68.0	31.8	46.9	20.5	230.3	3.4	5.6	14.6	0.6	61.1	$328
75	47.8	51.7	56.7	61.1	65.6	29.7	45.3	17.8	200.2	3.1	5.9	12.7	0.6	61.4	$316
76	39.7	43.8	50.2	55.1	59.9	28.7	48.0	20.2	226.6	3.1	5.7	12.9	0.6	61.3	$312
Avg.	**42.7**	**46.7**	**52.8**	**57.5**	**62.1**	**29.0**	**46.8**	**19.4**	**217.6**	**3.2**	**5.3**	**13.3**	**0.6**	**60.9**	**$303**
	kg	kg	kg	kg	kg	kg	%	kg	g/head/ day	Score	%	mm	%		$/head

Table 9 – Winter Drop - Meat Trial Results – Wool and Wrinkle

Team No.	Micron	SD	CoVar	Comfort	SL	Wrinkle
7	17.8	2.9	16.4	99.6	30.9	2.1
9	18.9	3.1	16.5	99.5	33.3	2.2
16	17.3	2.9	16.9	99.6	31.1	2.3
17	17.4	2.8	16.2	99.7	31.8	2.9
19	17.6	2.9	16.7	99.6	30.8	2.0
21	17.8	2.9	16.1	99.5	27.3	2.3
22	18.1	3.1	17.0	99.6	23.9	2.4
23	17.4	3.1	18.1	99.5	24.6	2.9
25	16.8	3.2	18.8	99.6	28.8	2.8
26	17.2	2.8	16.5	99.6	31.8	2.5
27	18.4	3.0	16.2	99.5	35.9	1.2
29	16.8	2.7	16.3	99.7	30.0	2.5

Team No.	Micron	SD	CoVar	Comfort	SL	Wrinkle
33	18.7	3.2	17.0	99.4	31.2	3.1
36	17.4	2.7	15.5	99.7	28.6	2.3
37	17.5	2.8	16.0	99.7	26.7	2.5
38	19.5	3.4	17.6	99.4	28.6	2.4
39	17.7	2.9	16.1	99.6	25.0	2.0
46	17.0	3.0	17.5	99.7	23.6	2.1
48	17.7	3.0	16.7	99.5	30.8	3.1
53	18.1	3.1	17.1	99.5	31.7	3.1
54	17.2	2.8	16.3	99.6	31.4	2.5
56	16.9	2.5	15.0	99.7	28.5	2.1
59	22.7	4.6	20.5	94.4	27.5	1.1
60	17.3	2.7	15.4	99.6	29.6	2.4
61	18.4	3.2	17.4	99.4	30.0	2.1
63	18.7	2.9	15.8	99.6	32.5	2.1
64	17.7	2.8	15.8	99.6	29.6	3.1
67	18.7	3.1	16.6	99.4	23.3	3.1
68	18.0	3.0	16.7	99.6	34.6	1.3
69	19.4	3.3	17.2	99.4	27.3	2.6
70	17.8	2.9	16.5	99.6	31.1	2.1
73	19.1	3.2	16.6	99.4	30.7	2.9
74	19.3	3.2	16.4	99.4	30.2	2.7
75	17.5	2.8	16.1	99.6	28.8	2.5
76	17.0	2.7	15.7	99.8	28.8	2.6
	18.0	**3.0**	**16.7**	**99.4**	**29.4**	**2.4**
	um		%	%	mm	Score

Table 10 – Winter Drop – Meat Trial Results – Team Ranges

Team No.	Final Wt Max	Final Wt Avg.	Final Wt Min	Carcase Wt Max	Carcass Wt Avg.	Carcase Wt Min	Growth Rate Max	Growth Rate Avg.	Growth Rate Min	IMF % Max	IMF % Avg	IMF % Min	Carcase Value Max	Carcase Value Avg.	Carcase Value Min
7	69.5	61.1	51.0	33.6	28.7	23.9	286.5	243.8	179.8	7.0	5.4	4.4	$354.48	$304.09	$259.32
9	73.0	65.9	62.0	36.2	31.7	29.6	275.3	215.1	162.9	7.2	5.6	4.4	$356.59	$328.77	$294.52
16	75.0	64.7	56.0	37.0	30.4	26.8	331.5	233.1	123.6	5.5	4.8	4.1	$329.30	$305.53	$278.60
17	72.0	56.5	46.0	32.8	25.2	21.4	320.2	220.7	123.6	6.4	5.0	3.8	$319.80	$264.94	$225.12
19	68.0	59.2	51.0	31.8	28.0	25.0	269.7	229.0	157.3	6.5	5.1	4.2	$349.80	$296.82	$255.00
21	78.0	66.9	50.5	37.0	31.2	22.8	331.5	237.8	112.4	6.9	5.3	3.9	$352.00	$323.71	$247.38
22	71.0	65.4	56.5	34.4	31.0	27.8	331.5	230.3	162.9	7.5	5.7	4.4	$349.92	$327.52	$285.60
23	73.0	63.6	57.0	32.8	28.7	21.6	292.1	246.8	168.5	6.9	5.2	4.0	$354.24	$308.42	$234.36
25	78.0	70.1	60.5	37.6	32.0	25.6	303.4	232.9	162.9	6.1	4.9	2.9	$352.08	$323.12	$261.12
26	74.5	63.0	56.5	32.6	29.4	26.6	252.8	205.5	123.6	5.9	5.1	4.3	$343.93	$309.55	$268.65
27	69.5	57.9	48.5	33.8	28.7	24.8	320.2	209.1	95.5	6.3	5.1	4.5	$365.04	$298.45	$252.73
29	73.0	58.7	45.5	30.4	26.0	20.0	348.3	215.2	118.0	6.2	5.0	4.1	$326.80	$272.07	$217.00
33	73.5	66.2	57.0	35.2	30.9	26.4	303.4	237.5	129.2	5.8	4.9	3.8	$356.59	$314.17	$269.28
36	69.0	59.4	51.5	30.4	27.7	20.6	247.2	188.4	140.4	6.6	5.1	4.5	$325.60	$295.50	$223.51
37	67.0	58.6	50.0	30.6	26.5	22.4	286.5	221.7	162.9	5.5	5.1	4.4	$328.95	$287.33	$243.04
38	66.5	58.5	50.0	30.6	27.5	22.6	292.1	240.4	162.9	6.7	5.0	4.2	$334.40	$289.19	$227.13
39	74.5	59.8	50.0	37.4	28.7	24.0	342.7	237.2	174.2	11.3	6.1	3.6	$355.30	$304.65	$250.92
46	58.5	51.1	40.0	29.2	24.1	19.4	275.3	227.1	134.8	5.5	4.8	4.3	$321.20	$250.56	$156.17
48	60.0	53.3	47.0	28.0	24.7	22.4	280.9	210.2	123.6	7.1	5.4	4.4	$308.00	$265.03	$235.17
53	72.5	64.1	53.5	32.6	29.1	25.6	280.9	198.9	28.1	7.2	5.3	4.2	$352.08	$308.23	$261.12
54	74.0	66.2	58.0	35.6	31.3	27.8	280.9	221.3	162.9	7.3	5.7	4.5	$356.59	$334.14	$305.30
56	61.0	54.8	48.0	47.4	26.5	21.6	230.3	195.8	140.4	6.0	5.3	4.5	$450.30	$283.16	$221.10
59	74.5	67.0	52.0	38.4	33.7	25.2	224.7	187.1	123.6	6.3	5.1	4.2	$355.20	$318.95	$257.04
60	76.0	68.0	57.0	37.2	32.0	27.0	275.3	189.1	129.2	8.8	6.3	4.8	$358.70	$330.14	$275.40
61	69.5	60.9	56.0	32.4	28.7	25.8	264.0	215.7	168.5	5.9	5.1	4.6	$349.92	$304.88	$267.24
63	75.0	65.5	58.5	38.0	31.4	27.6	202.2	175.9	134.8	6.4	5.2	4.0	$351.50	$318.38	$287.64
64	67.0	57.8	44.0	30.4	25.8	19.4	342.7	234.8	146.1	7.3	5.1	4.2	$334.40	$267.67	$156.17
67	78.0	67.6	63.5	35.2	31.2	27.2	382.0	240.1	174.2	6.9	5.2	4.1	$346.04	$326.38	$277.44

Team No.	Final Wt Max	Final Wt Avg.	Final Wt Min	Carcase Wt Max	Carcass Wt Avg.	Carcase Wt Min	Growth Rate Max	Growth Rate Avg.	Growth Rate Min	IMF % Max	IMF % Avg	IMF % Min	Carcase Value Max	Carcase Value Avg.	Carcase Value Min
68	64.0	53.6	46.5	31.2	24.7	21.4	275.3	203.0	95.5	5.7	4.8	3.6	$343.20	$257.87	$217.08
69	74.0	61.2	55.5	35.6	28.8	24.2	292.1	207.1	123.6	6.6	5.2	4.3	$349.80	$302.90	$261.12
70	71.0	65.4	58.0	33.8	30.0	25.4	258.4	205.9	157.3	6.6	5.5	4.7	$365.04	$321.97	$259.08
73	76.0	66.6	56.5	35.6	31.1	26.4	292.1	203.7	146.1	7.0	5.5	4.6	$354.48	$317.33	$290.40
74	79.5	68.0	56.5	38.0	31.8	27.4	303.4	230.3	185.4	6.4	5.6	4.6	$351.50	$328.35	$289.68
75	75.0	65.6	53.5	34.4	29.7	24.0	280.9	200.2	129.2	6.7	5.9	4.7	$349.80	$316.34	$264.00
76	66.0	59.9	52.5	31.0	28.7	25.8	275.3	226.6	191.0	8.2	5.7	4.5	$336.60	$312.37	$263.16
Avg.	**71.3**	**62.1**	**53.0**	**34.2**	**29.0**	**24.4**	**290.0**	**217.6**	**141.6**	**6.7**	**5.3**	**4.2**	**$348.26**	**$303.39**	**$252.50**

There was a low correlation between the entry weight (BW 1 - blue dots) and the growth rates achieved by the Winter Drop teams, however no correlation between the final weight (BW 5 – orange dots) and the growth rates achieved, shown in Figure 12.

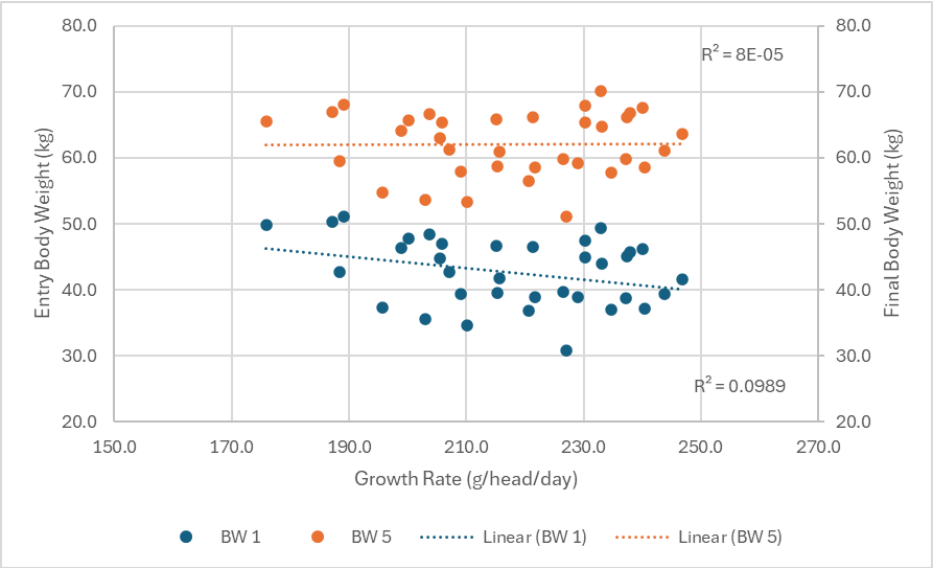

Figure 12 – Winter Drop – Growth rates relative to entry and final body weights (No correlation, final wt; Low correlation, entry wt)

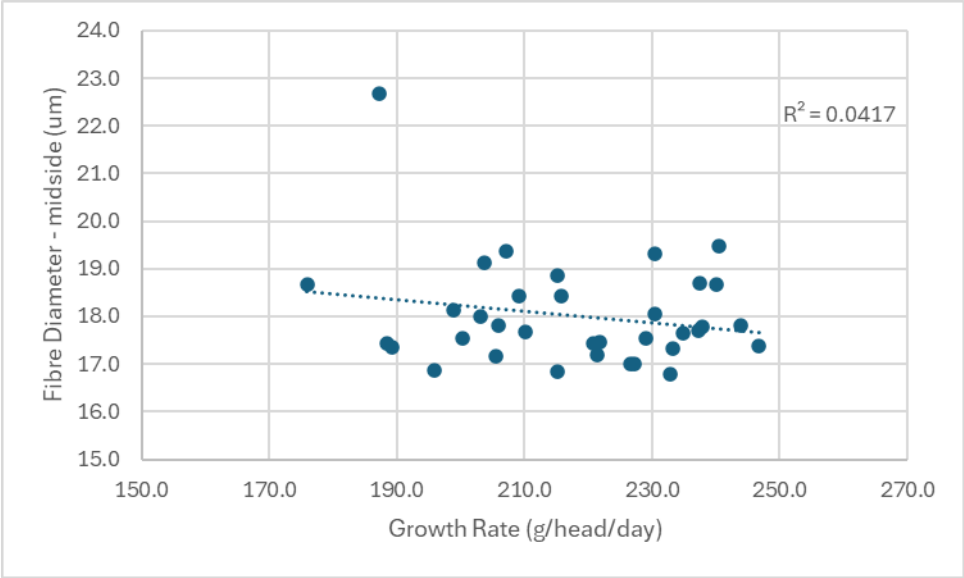

Figure 13 – Winter Drop – Growth rate relative to fibre diameter (Low correlation, 0.20)

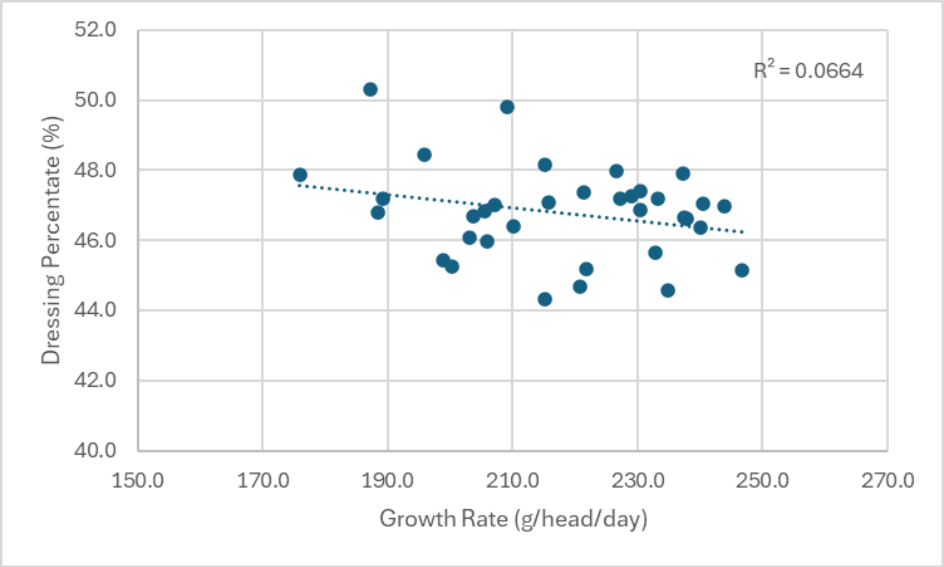

Figure 14 – Winter Drop – Growth rate relative to dressing percentage (Low Correlation, 0.26)

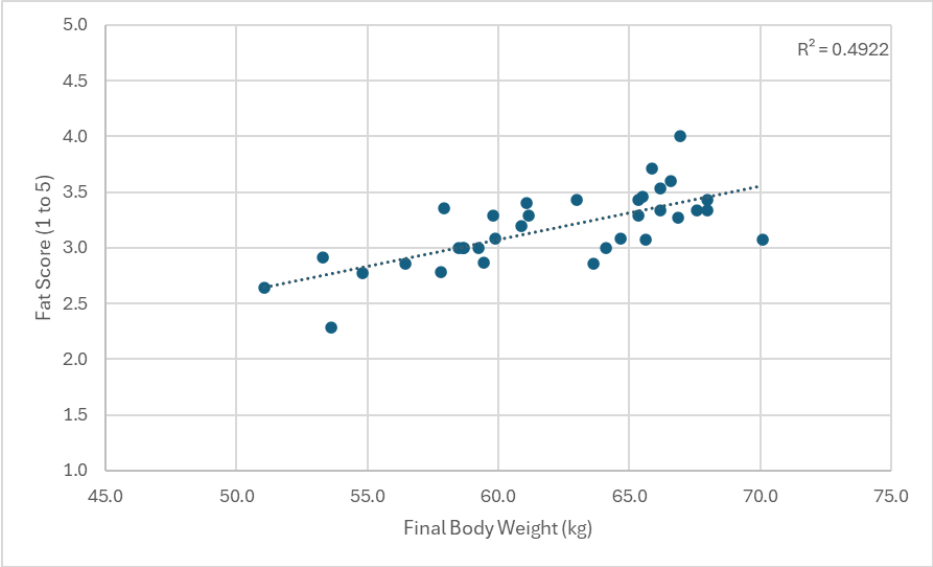

Figure 15 – Winter Drop - Final body weight relative to fat score (High correlation, 0.70)

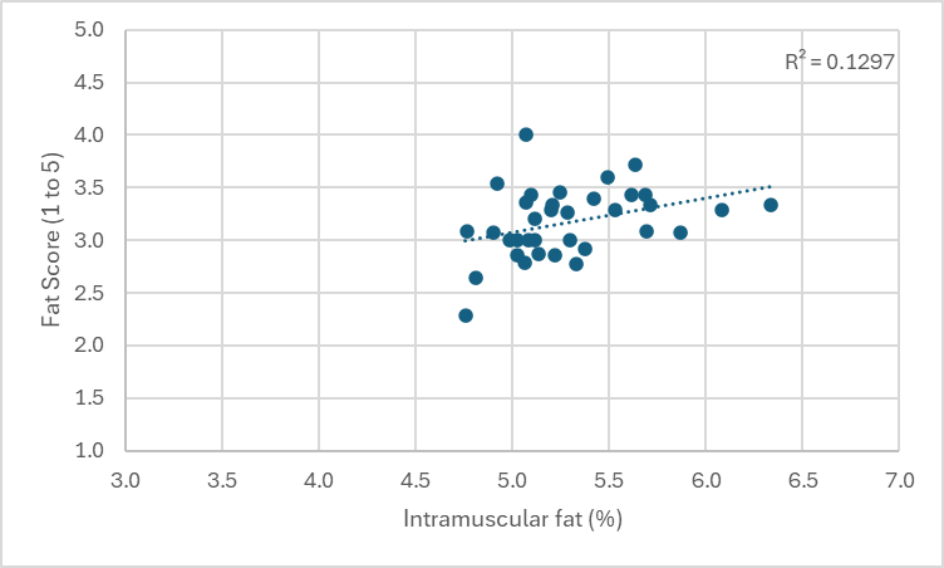

Figure 16 – Winter Drop – Intramuscular fat % and Fat Score (Low correlation, 0.36)

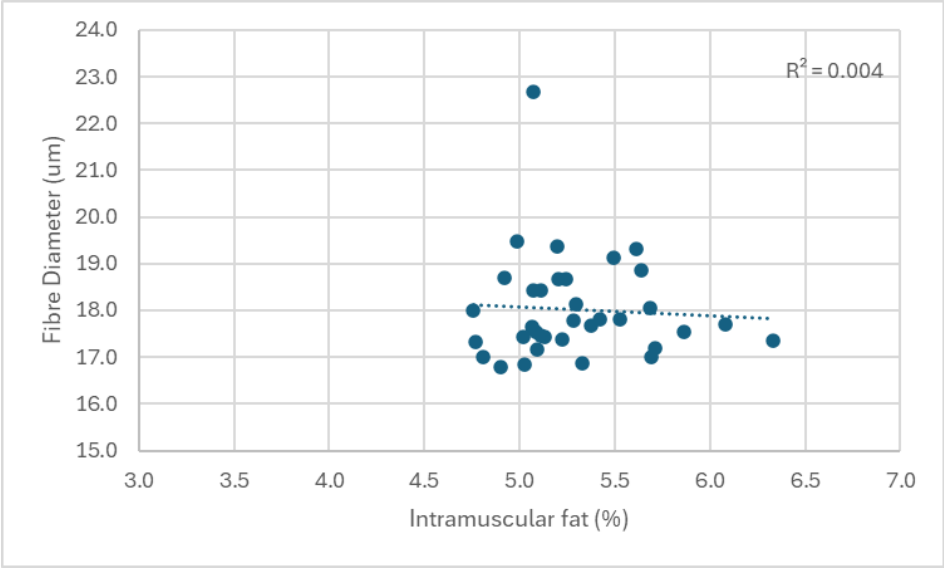

Figure 17 – Winter Drop – Intramuscular fat % and Fibre Diameter (No correlation)

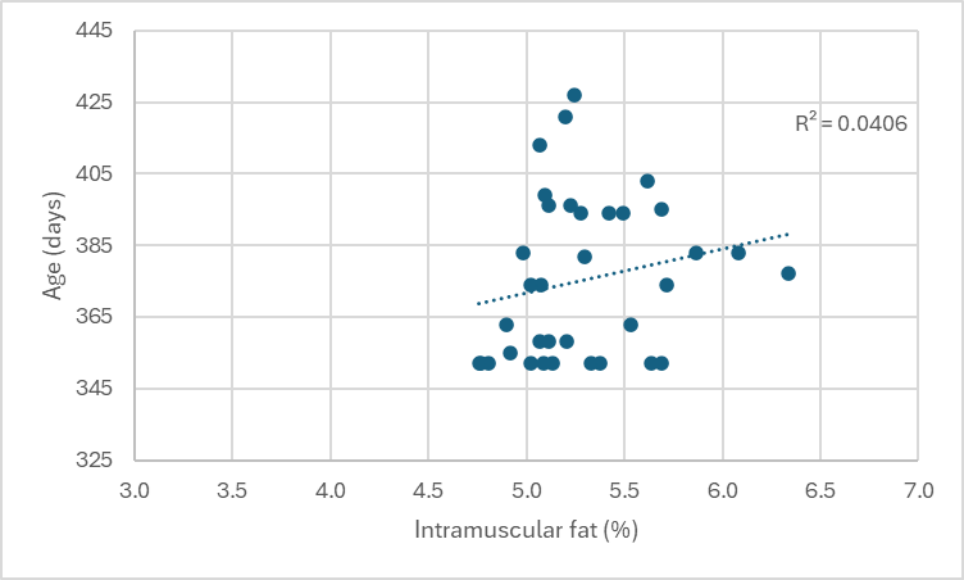

Figure 18 – Winter Drop – Intramuscular fat % relative to Age (Low correlation, 0.20)

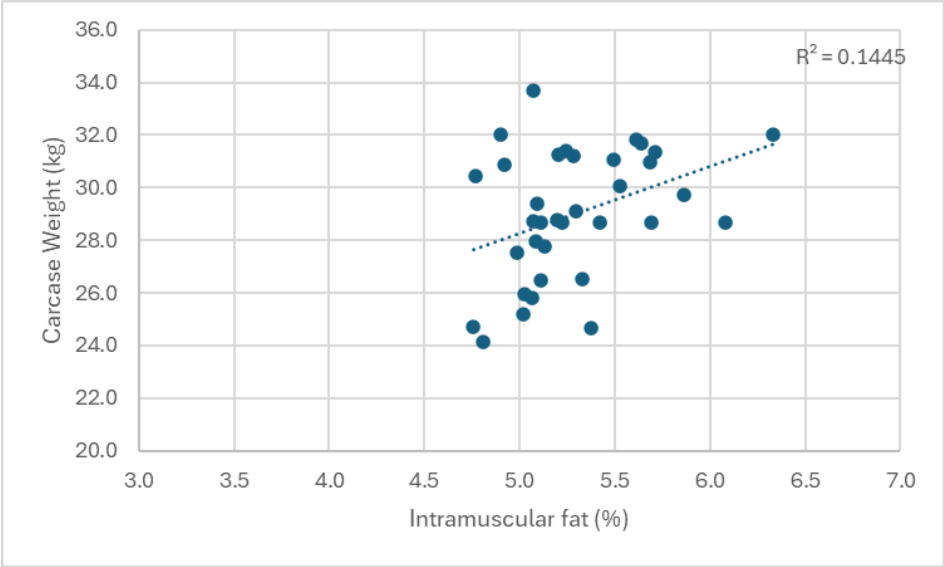

Figure 19 – Winter Drop – Intramuscular fat % relative to Carcase Weight (Low correlation, 0.38)

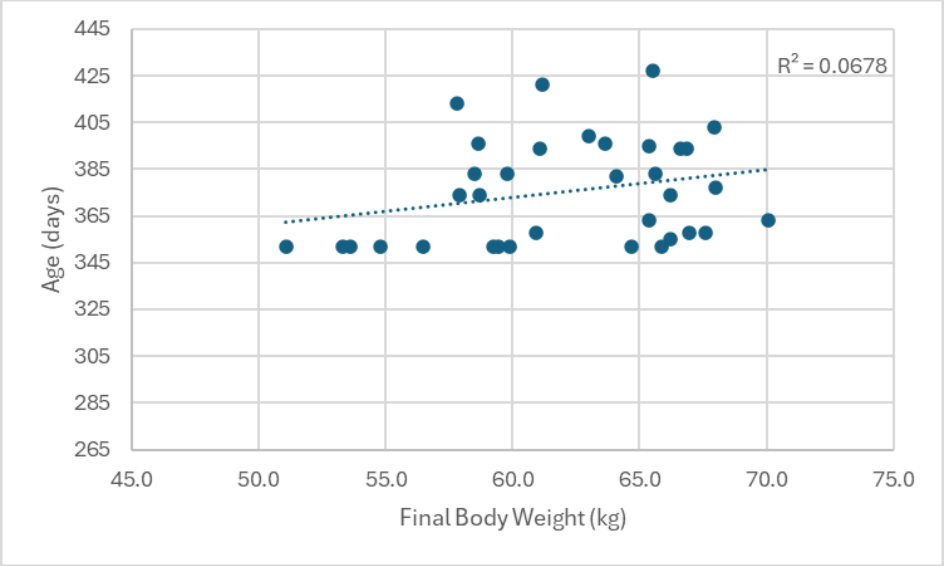

Figure 20 – Winter Drop – Final Body Weight relative to Age (Low correlation, 0.26)

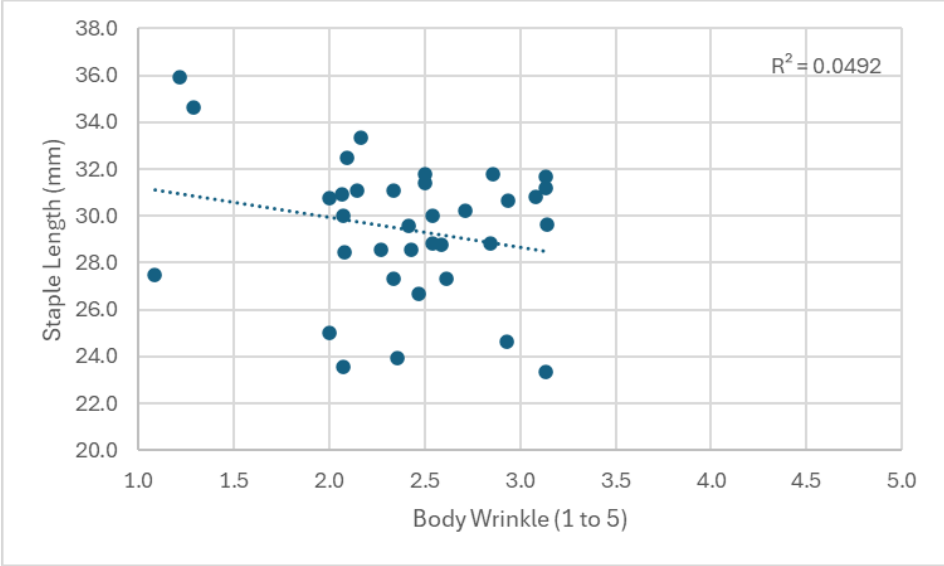

Figure 21 – Winter Drop – Staple Length relative to Body Wrinkle (Low correlation, 0.22)

Results Summary – Spring Drop

The results for the Meat Trial are reported in age groups – Autumn, Winter and **Spring** – due to the large variation in age (6 months).

Table 11 – Spring Drop - Meat Trial Results – Weight and Carcase

Team No.	BW 1	BW 2	BW 3	BW 4	BW 5	CWT	DRESS	WT GAIN	GRTH RATE	FS	IMF %	GR Fat Est	LMY %	MSA Index	Carcase Value
1	32.1	37.1	43.3	48.3	53.3	24.2	45.5	21.3	238.8	2.9	5.1	12.1	0.6	61.0	$252
6	36.3	40.9	46.8	52.2	57.0	26.7	46.8	20.7	232.7	3.0	4.9	12.5	0.6	60.7	$282
13	39.6	44.0	49.9	54.9	61.2	27.9	45.6	21.6	242.8	3.6	5.2	15.4	0.6	61.0	$296
14	46.5	49.8	55.8	60.7	65.4	30.2	46.1	19.2	212.7	3.2	4.9	13.6	0.6	60.5	$311
15	47.7	52.6	58.2	63.6	68.2	32.3	47.3	20.5	230.7	3.5	5.1	15.2	0.6	60.6	$322
28	36.2	40.5	46.3	50.8	55.2	24.6	44.5	19.0	213.9	2.8	5.5	11.3	0.6	61.3	$263
31	49.0	52.8	58.4	63.4	68.1	32.4	47.6	19.1	214.6	3.5	5.0	14.8	0.6	60.4	$328
35	44.3	48.2	55.8	60.7	66.2	30.8	46.5	21.9	246.4	3.4	5.3	14.3	0.6	60.8	$325
40	46.3	50.8	57.2	62.2	67.5	31.2	46.3	21.2	238.1	3.2	4.7	13.7	0.6	60.2	$318
41	50.2	53.6	59.2	63.9	69.4	32.6	47.1	19.2	215.6	3.4	4.8	14.4	0.6	60.2	$322
42	31.3	34.2	40.6	44.9	49.3	22.7	46.2	18.0	201.8	2.7	4.6	11.0	0.6	60.6	$229
43	40.5	45.3	52.7	58.2	62.5	29.9	47.9	22.0	247.7	3.3	5.2	14.2	0.6	60.8	$316
44	40.1	44.2	51.2	55.3	61.5	27.5	44.7	21.5	241.1	3.0	4.9	12.5	0.6	60.6	$291
45	33.9	39.9	46.9	52.6	59.0	25.7	43.7	25.1	281.6	3.0	4.6	12.5	0.6	60.4	$263
47	47.5	51.1	57.3	62.1	66.0	32.3	48.9	18.5	207.5	3.3	5.6	14.2	0.6	61.0	$330
50	38.0	43.1	48.6	52.4	56.6	26.2	46.3	18.5	208.3	2.9	5.1	12.1	0.6	60.9	$275
51	46.5	51.0	57.5	61.4	65.5	30.6	46.7	19.0	213.5	3.3	5.9	14.0	0.6	61.4	$318
52	36.1	40.9	47.8	52.3	56.5	26.3	46.5	20.4	229.1	2.9	5.1	11.9	0.6	60.9	$283
55	36.8	40.8	46.0	50.6	55.3	25.5	46.4	18.5	208.3	2.7	4.8	11.1	0.6	60.6	$263
57	29.4	33.2	38.3	42.6	46.2	21.9	47.3	16.8	188.8	2.7	4.7	10.8	0.6	60.7	$212
62	43.4	47.1	52.8	57.3	60.8	28.5	46.8	17.4	195.8	3.1	5.0	13.2	0.6	60.6	$296
71	35.8	40.4	46.4	51.6	57.6	26.8	46.6	21.9	246.0	3.3	4.8	13.9	0.6	60.6	$278
77	38.5	44.0	49.9	55.0	60.7	27.2	44.9	22.2	248.9	3.0	4.9	12.5	0.6	60.7	$285
79	38.8	44.0	49.9	55.6	60.8	27.7	45.5	22.0	247.2	3.0	5.2	12.5	0.6	60.9	$288
Avg.	**40.2**	**44.6**	**50.7**	**55.5**	**60.4**	**28.0**	**46.3**	**20.2**	**227.2**	**3.1**	**5.0**	**13.1**	**0.6**	**60.7**	**$289**
	kg	kg	kg	kg	kg	kg	%	kg	g/head/ day	Score	%	mm	%		$/head

Table 12 – Spring Drop - Meat Trial Results – Wool and Wrinkle

Team No.	Micron	SD	CoVar	Comfort	SL	Wrinkle
1	16.7	2.7	16.5	99.7	25.6	2.0
6	16.9	3.0	17.7	99.6	25.0	2.4
13	17.8	2.8	15.9	99.7	30.4	1.8
14	17.3	2.6	15.0	99.7	33.1	2.6
15	18.1	2.9	15.9	99.6	30.8	2.1
28	17.2	3.0	17.3	99.5	31.7	2.5
31	19.5	3.1	15.9	99.4	30.7	2.4
35	17.3	2.8	16.4	99.6	29.3	2.8
40	17.2	2.9	17.1	99.6	24.2	2.4
41	18.1	2.9	15.7	99.5	31.7	1.9
42	16.1	2.7	16.9	99.6	25.4	2.3
43	18.5	2.8	15.3	99.5	28.3	1.5
44	17.1	3.0	17.3	99.6	23.8	2.5
45	16.7	3.1	18.6	99.6	23.1	2.8
47	18.0	2.9	15.9	99.5	37.3	1.7
50	16.9	2.9	17.3	99.6	24.2	3.4
51	18.0	3.1	17.3	99.5	25.8	2.6
52	17.4	2.9	16.4	99.5	27.2	2.9
55	17.7	2.9	16.5	99.6	22.5	2.7
57	16.9	3.0	17.9	99.6	27.1	2.8
62	17.5	2.9	16.3	99.6	27.9	2.6
71	17.9	3.0	16.9	99.5	27.1	1.9
77	16.9	2.7	16.1	99.6	30.0	1.5
79	19.2	3.4	17.6	99.2	25.0	2.8
Avg.	**17.5**	**2.9**	**16.7**	**99.6**	**27.8**	**2.4**
	um		%	%	mm	Score

Table 13 – Spring Drop – Meat Trial Results – Team Ranges

Team No.	Final Wt Max	Final Wt Avg.	Final Wt Min	Carcase Wt Max	Carcass Wt Avg.	Carcase Wt Min	Growth Rate Max	Growth Rate Avg.	Growth Rate Min	IMF % Max	IMF % Avg	IMF % Min	Carcase Value Max	Carcase Value Avg.	Carcase Value Min
1	63.0	53.3	41.5	28.6	24.2	19.2	325.8	238.8	168.5	6.4	5.1	4.0	$314.60	$252.40	$154.56
6	68.0	57.0	49.0	32.6	26.7	22.8	309.0	232.7	185.4	5.5	4.9	4.3	$338.80	$281.68	$233.16
13	69.0	61.2	53.5	32.2	27.9	21.2	292.1	242.8	157.3	6.6	5.2	4.3	$343.20	$296.03	$213.06
14	73.0	65.4	56.5	36.0	30.2	24.6	292.1	212.7	151.7	6.3	4.9	3.8	$360.72	$311.37	$250.92
15	80.0	68.2	56.5	40.0	32.3	26.4	331.5	230.7	157.3	7.3	5.1	4.3	$362.60	$322.27	$269.28
28	64.5	55.2	46.0	29.4	24.6	20.4	320.2	213.9	118.0	7.4	5.5	4.5	$323.40	$263.48	$221.34
31	75.5	68.1	58.0	37.2	32.4	26.6	275.3	214.6	118.0	5.8	5.0	3.7	$358.56	$327.52	$271.32
35	74.5	66.2	56.0	33.8	30.8	26.2	314.6	246.4	168.5	7.0	5.3	3.8	$358.56	$325.08	$267.24
40	76.5	67.5	60.0	35.2	31.2	27.6	286.5	238.1	179.8	5.9	4.7	3.4	$356.59	$317.71	$289.68
41	77.5	69.4	63.0	35.6	32.6	29.4	269.7	215.6	179.8	6.4	4.8	3.6	$347.76	$322.11	$299.28
42	61.0	49.3	36.5	28.0	22.7	18.0	297.8	201.8	123.6	6.3	4.6	3.7	$285.60	$228.73	$144.90
43	67.5	62.5	58.0	33.4	29.9	28.2	359.6	247.7	168.5	6.7	5.2	3.6	$352.37	$316.19	$287.64
44	72.0	61.5	54.5	30.4	27.5	24.8	314.6	241.1	157.3	5.5	4.9	3.9	$321.20	$290.74	$252.96
45	70.0	59.0	51.0	29.4	25.7	22.6	404.5	281.6	168.5	5.5	4.6	3.5	$299.88	$263.32	$227.13
47	84.0	66.0	55.0	40.0	32.3	26.8	286.5	207.5	146.1	7.9	5.6	3.8	$370.00	$329.56	$294.80
50	65.5	56.6	50.0	32.2	26.2	20.9	320.2	208.3	112.4	7.5	5.1	4.0	$322.00	$275.01	$226.77
51	74.5	65.5	57.0	36.2	30.6	26.4	269.7	213.5	168.5	8.8	5.9	4.6	$352.08	$317.55	$266.66
52	63.5	56.5	46.5	29.6	26.3	21.0	286.5	229.1	151.7	5.6	5.1	4.5	$325.60	$283.00	$223.11
55	63.5	55.3	44.0	31.2	25.5	20.0	258.4	208.3	129.2	7.0	4.8	3.6	$343.20	$263.17	$161.00
57	55.0	46.2	39.0	27.8	21.9	18.2	247.2	188.8	140.4	6.2	4.7	3.2	$283.56	$212.46	$149.73
62	71.5	60.8	52.0	34.4	28.5	24.8	264.0	195.8	123.6	6.4	5.0	3.6	$352.00	$296.50	$252.96
71	62.5	57.6	55.5	29.2	26.8	23.0	286.5	246.0	202.2	6.8	4.8	3.7	$316.80	$277.77	$225.40
77	68.0	60.7	51.5	31.0	27.2	23.2	342.7	248.9	191.0	7.3	4.9	4.0	$325.60	$285.33	$233.16
79	69.0	60.8	55.5	32.2	27.7	25.4	297.8	247.2	185.4	7.7	5.2	4.0	$328.95	$288.29	$267.24
	69.5	**60.4**	**51.9**	**32.7**	**28.0**	**23.7**	**302.2**	**227.2**	**156.4**	**6.7**	**5.0**	**3.9**	**$335.15**	**$289.47**	**$236.80**

There was no correlation between the entry (BW 1 - blue dots) and final body weights (BW 5 - orange dots) and the growth rates achieved by the Spring Drop teams shown in Figure 22.

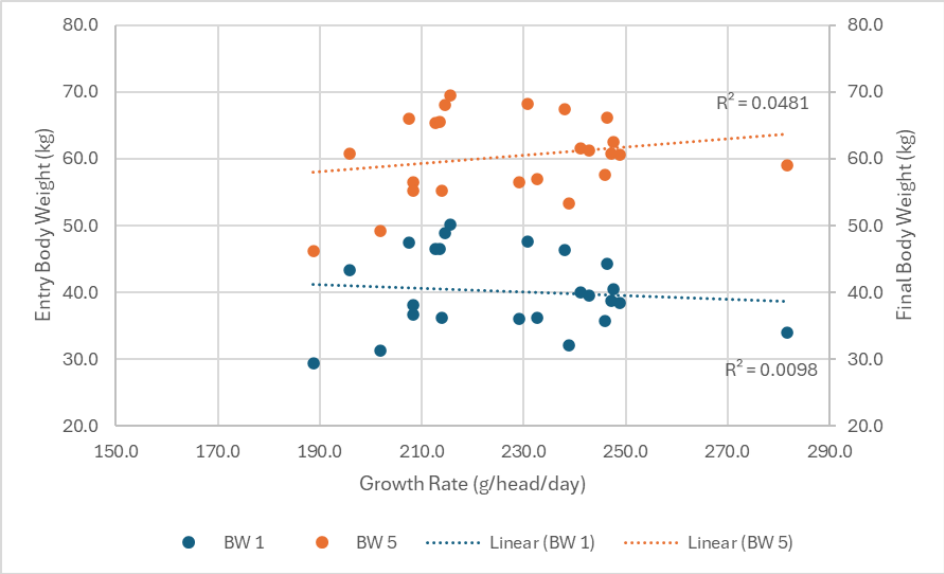

Figure 22 – Spring Drop – Growth rates relative to entry and final body weights (No correlation)

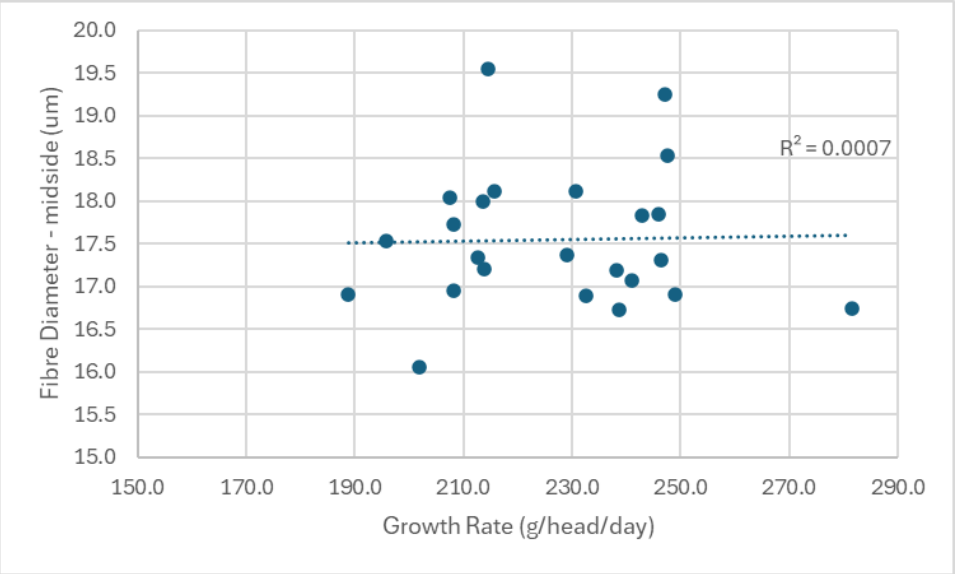

Figure 23 – Spring Drop – Growth rate relative to fibre diameter (No correlation)

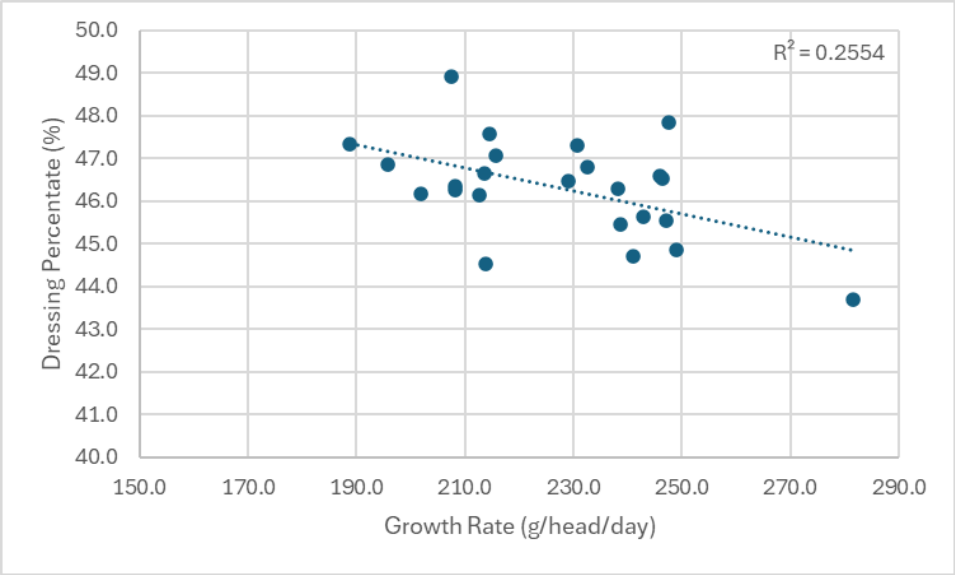

Figure 24 – Spring Drop – Growth rate relative to dressing percentage (Moderate Correlation, 0.51)

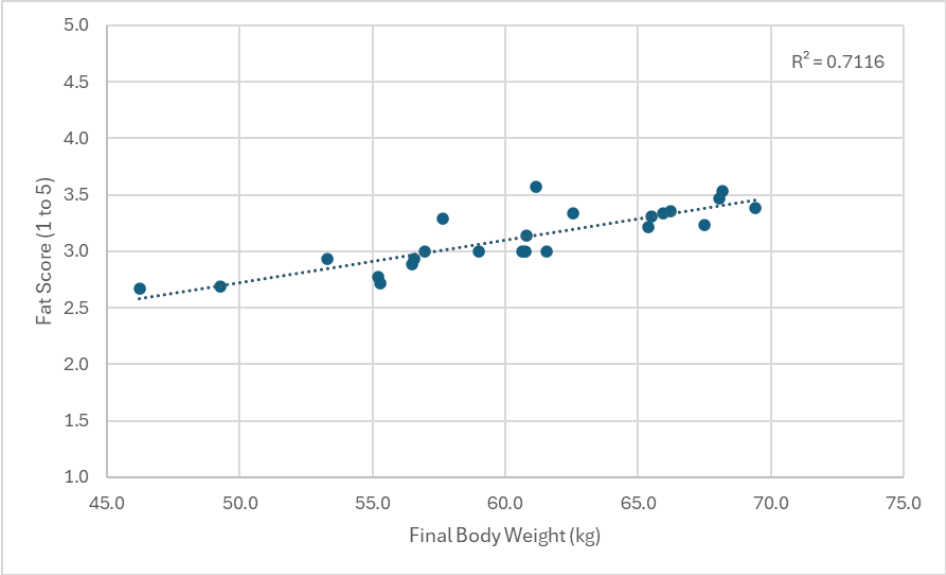

Figure 25 – Final body weight relative to fat score (High correlation, 0.84)

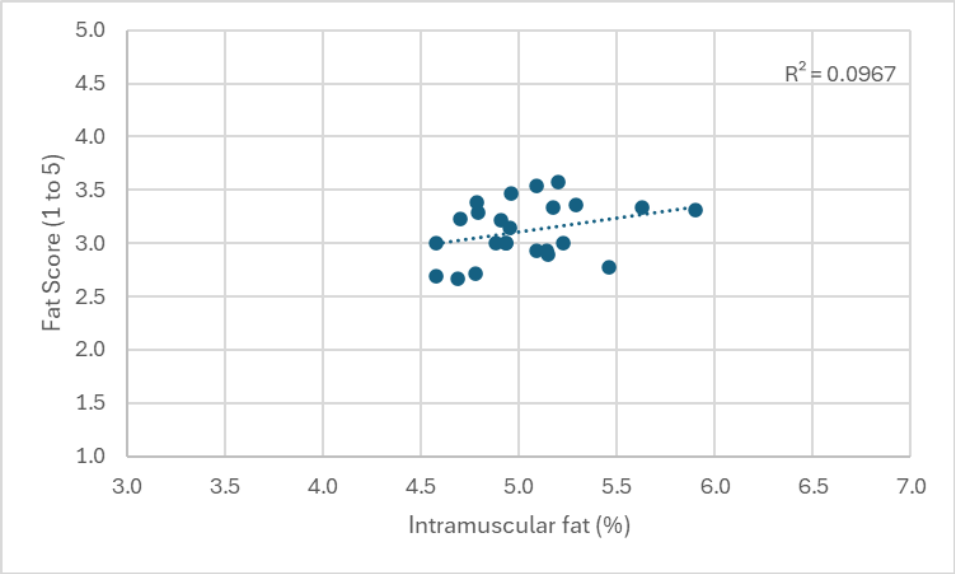

Figure 26 – Spring Drop – Intramuscular fat % and Fat Score (Low correlation, 0.31

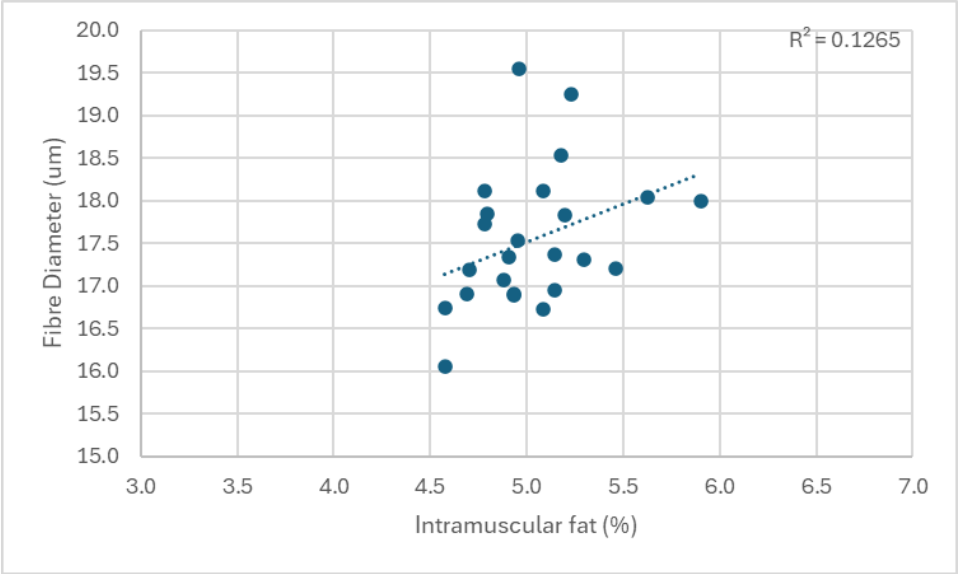

Figure 27 – Spring Drop – Intramuscular fat % and Fibre Diameter (Low correlation, 0.36)

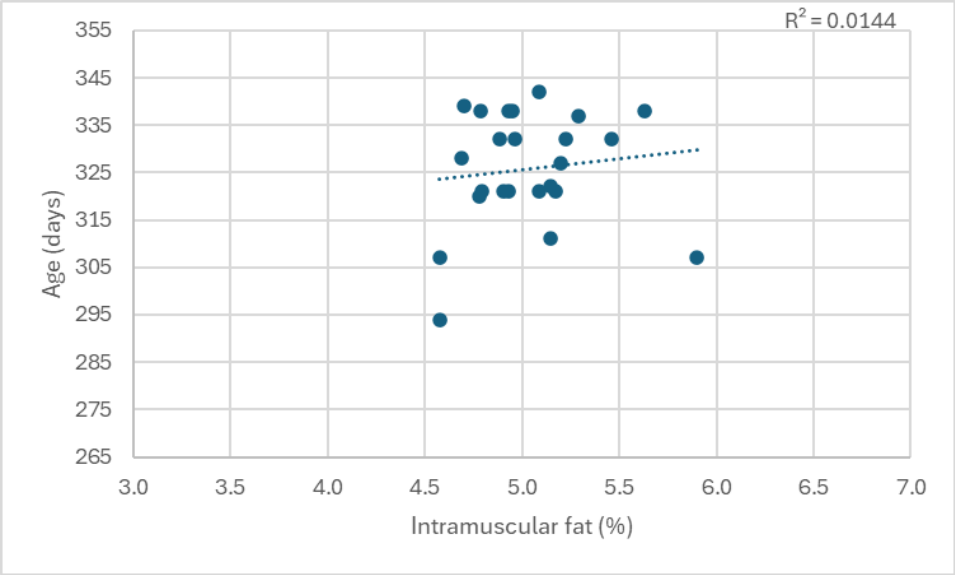

Figure 28 – Spring Drop – Intramuscular fat % relative to Age (No correlation)

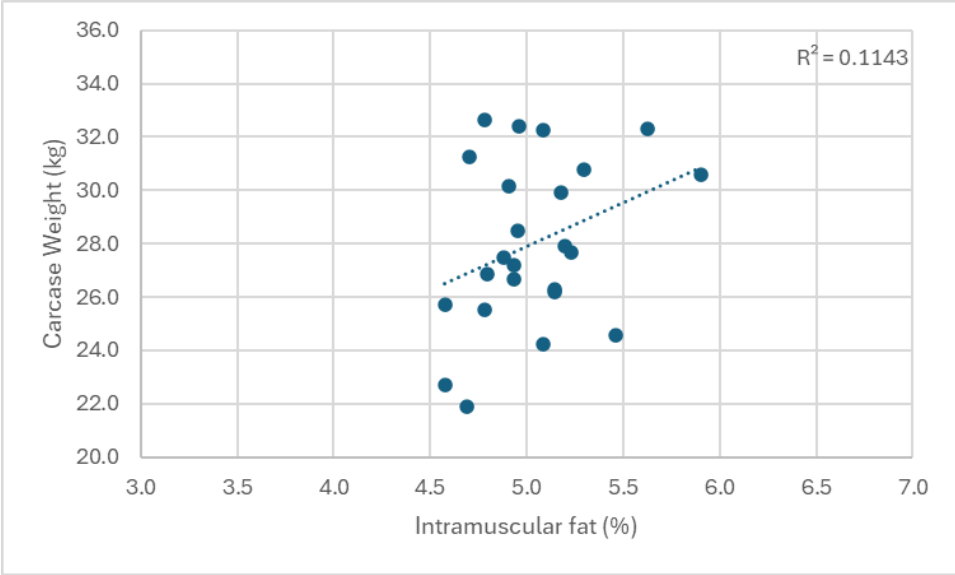

Figure 29 – Spring Drop – Intramuscular fat % relative to Carcase Weight (Low correlation, 0.34)

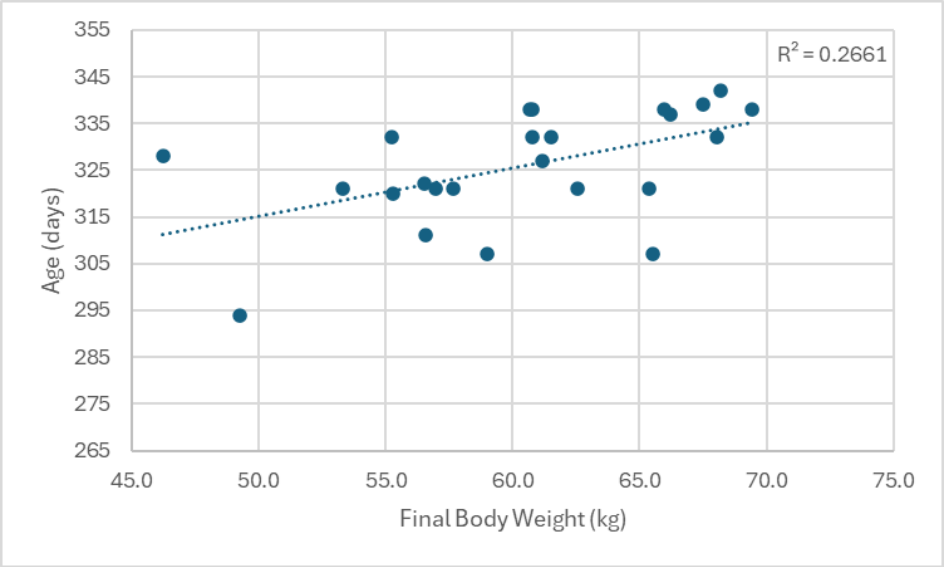

Figure 30 – Spring Drop – Final Body Weight relative to Age (Moderate correlation, 0.51)

Figure 31 – Spring Drop – Staple Length relative to Body Wrinkle (Moderate correlation, 0.48)

Overall Meat Trial Analysis

The age of the wethers when they first came into the AMPT ranged from April to October 2024. The 6 months between teams is a common attribute within wether trials and one of the challenges to account for when looking at the data and results. The wethers have been split into Autumn, Winter and Spring drops.

Number of teams per drop is presented in Table 14 that entered a team in the Feedlot component of the AMPT.

Table 14 – Number of teams allocated per drop

Drop	Number of teams
Autumn	8
Winter	35
Spring	24

Table 15 presents the average Final Weight, Micron, Intramuscular Fat, Fat Score, Dressing Percentage, Weight Gain, Growth Rate, Body Wrinkle Score, Staple Length, MSA Index and Carcase Value for each birth month. There is little difference between most of the traits and birth month, except for Final Weight, Micron and Carcase Value, where there is a clear linear correlation between age and these traits/value.

Table 15 – Average trait for each birth month

Birth Month	No Teams	No Wethers	Entry Weight	Final Weight	MIC	SL	Body Wrinkle	IMF	Fat Score	Dress%	Wt Gain	Growth Rate	MSA Index	Carcase Value
April	3	43	54.3	71.5	19.0	29.3	2.4	5.8	3.6	47.8	17.2	194	61.1	$342.11
May	4	55	46.7	66.7	18.7	27.8	2.6	5.3	3.3	46.0	20.0	225	60.9	$317.92
Jun	5	69	44.3	63.1	18.4	30.2	2.6	5.2	3.3	46.6	18.8	211	60.9	$305.18
Jul	13	199	43.2	62.9	17.9	28.9	2.4	5.5	3.2	46.6	19.7	221	61.1	$308.77
Aug	21	315	42.9	62.4	17.9	29.8	2.3	5.1	3.2	47.0	19.5	220	60.7	$303.30
Sep	14	204	38.6	58.8	17.6	27.0	2.5	5.1	3.1	46.2	20.2	227	60.8	$282.36
Oct	1	13	31.3	49.3	16.1	25.4	2.3	4.6	2.7	46.2	18.0	202	60.6	$228.73
Total/Avg			**42.7**	**62.3**	**18.0**	**28.8**	**2.4**	**5.2**	**3.2**	**46.6**	**19.6**	**220**	**60.9**	**$301.57**
			Kg	kg	um	mm	(1 to 5)	%	(1 to 5)	%	Kg	g/hd/d		$/hd

This is the first time we have measured Intramuscular Fat (IMF) on the AMPT wethers. There was a large range of IMF across age groups and carcase weights, low correlation between both carcase weight, age and IMF. This data shows the large range of IMF within age groups and that it is not just a given older animals will have better IMF. The graphs below show a number of metrics across the individual animals. On page 34, this same information is shown on a team basis.

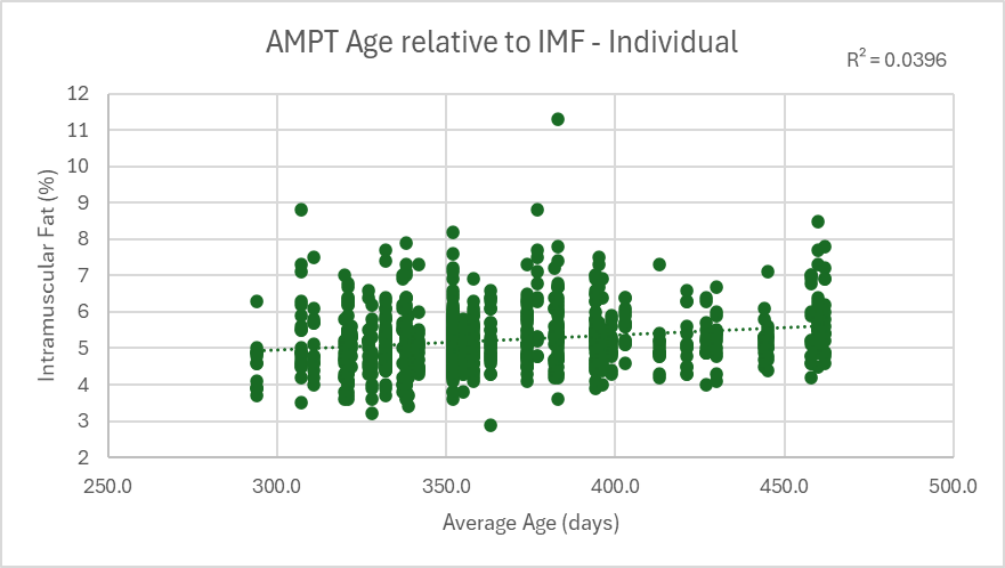

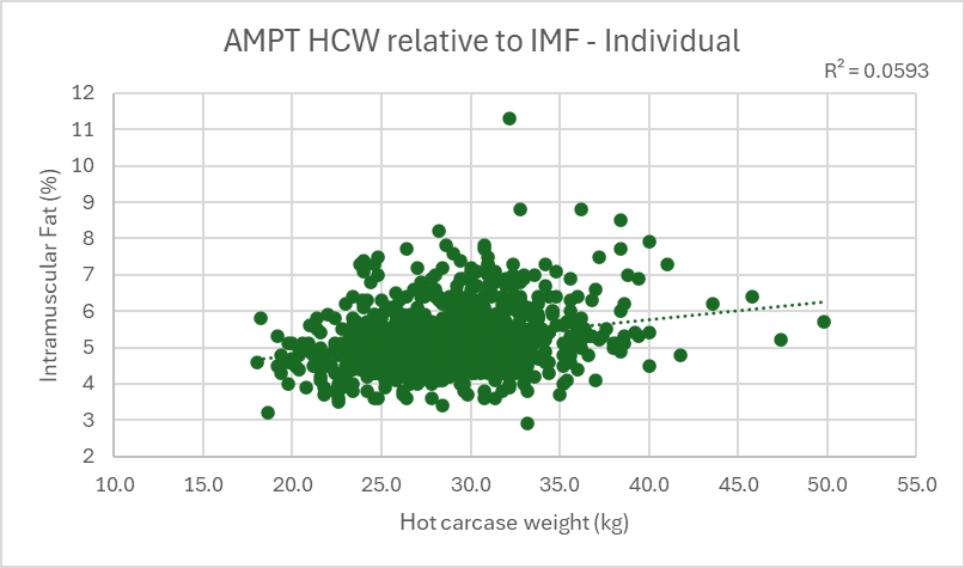

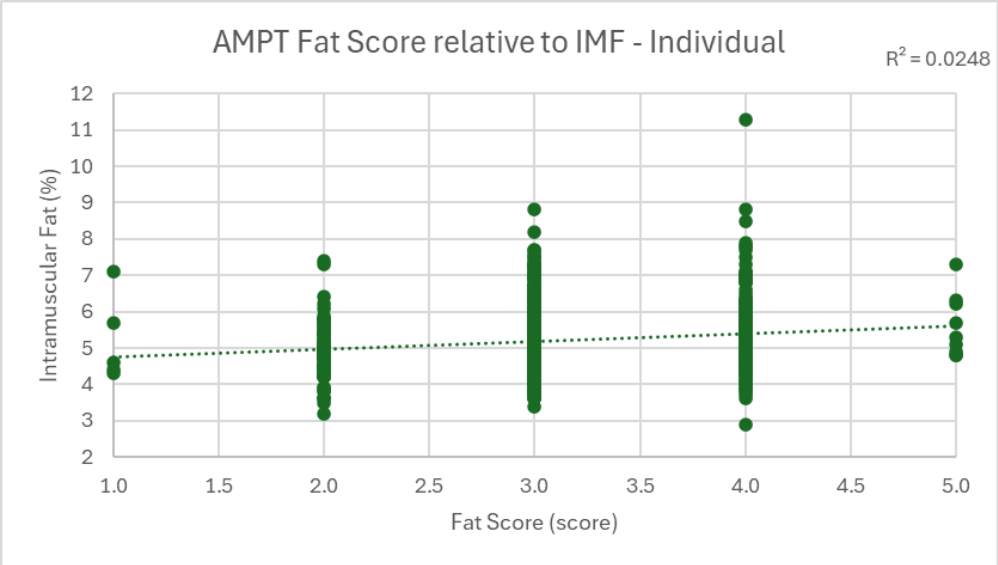

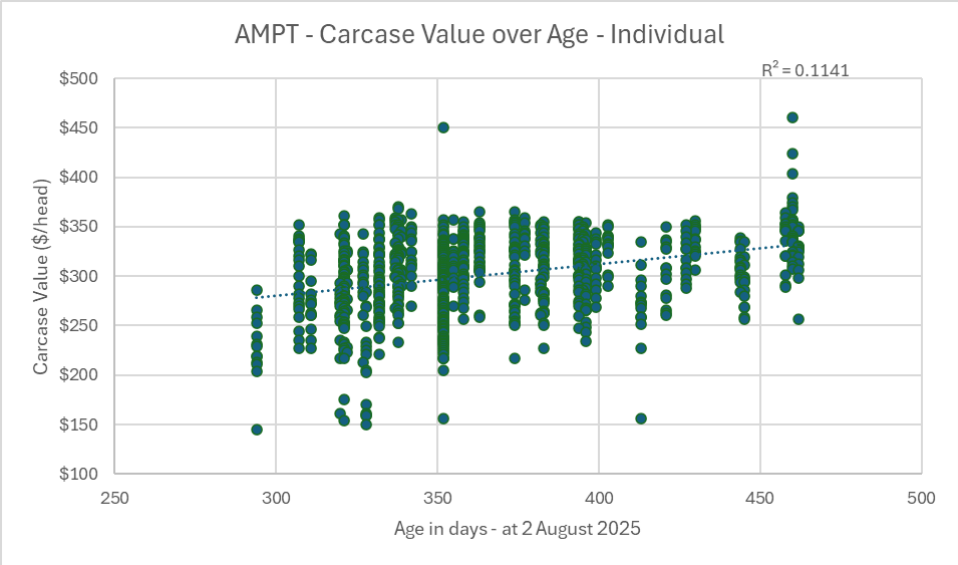

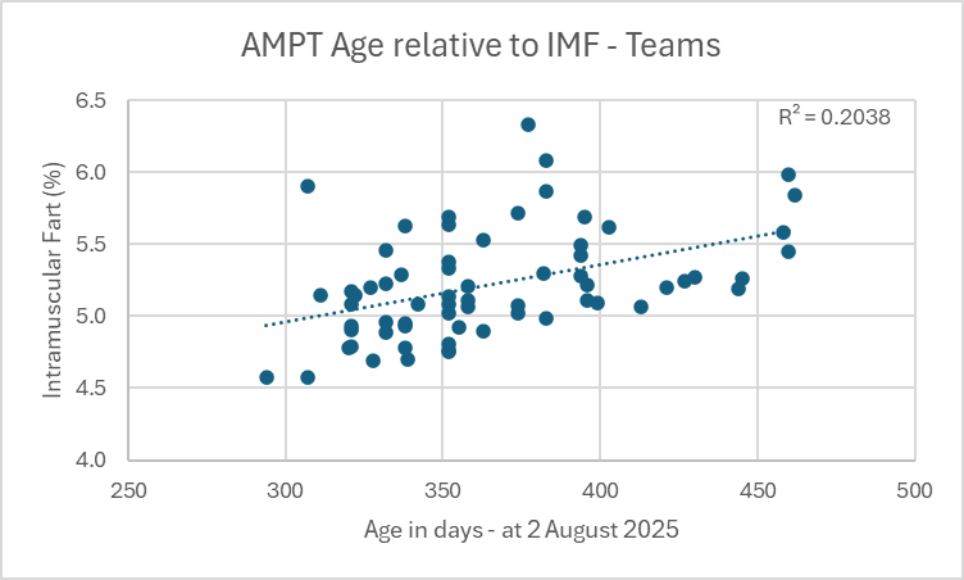
AMPT Age relative to IMF - Teams
$R^2 = 0.2038$
Intramuscular Fart (%)
6.5
6.0
5.5
5.0
4.5
4.0
250
300
350
400
450
500
Age in days - at 2 August 2025

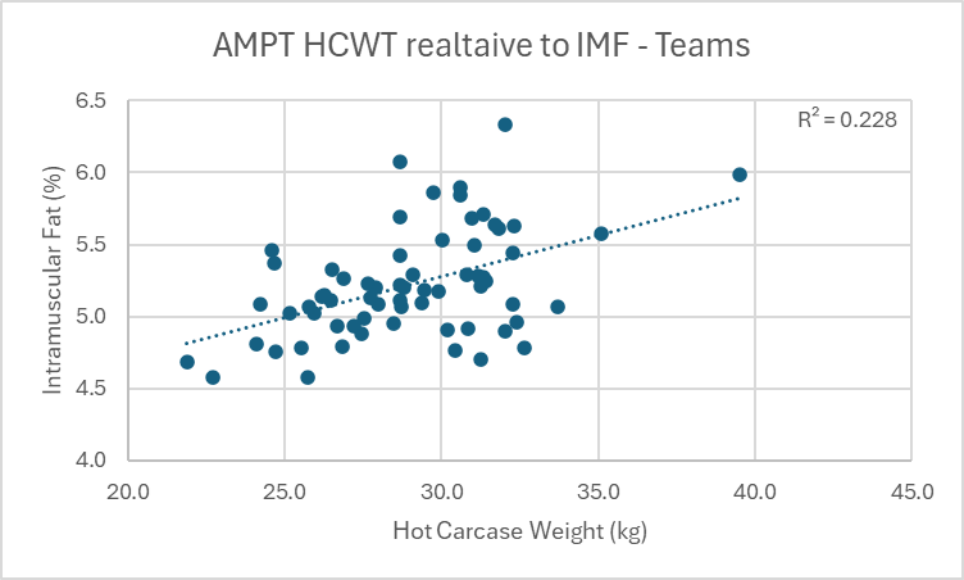
AMPT HCWT realtaive to IMF - Teams
$R^2 = 0.228$
Intramuscular Fat (%)
6.5
6.0
5.5
5.0
4.5
4.0
20.0
25.0
30.0
35.0
40.0
45.0
Hot Carcase Weight (kg)

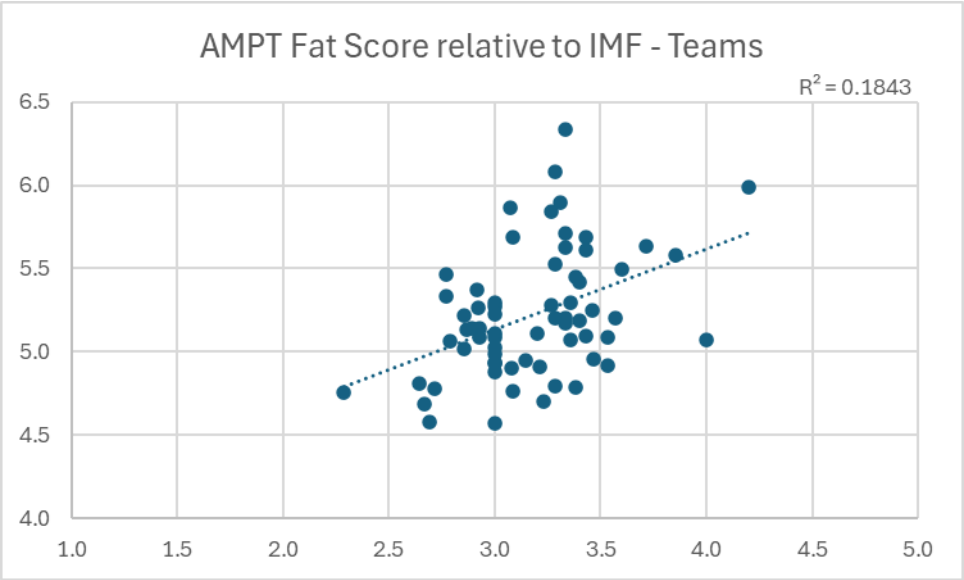
AMPT Fat Score relative to IMF - Teams
$R^2 = 0.1843$
6.5
6.0
5.5
5.0
4.5
4.0
1.0
1.5
2.0
2.5
3.0
3.5
4.0
4.5
5.0

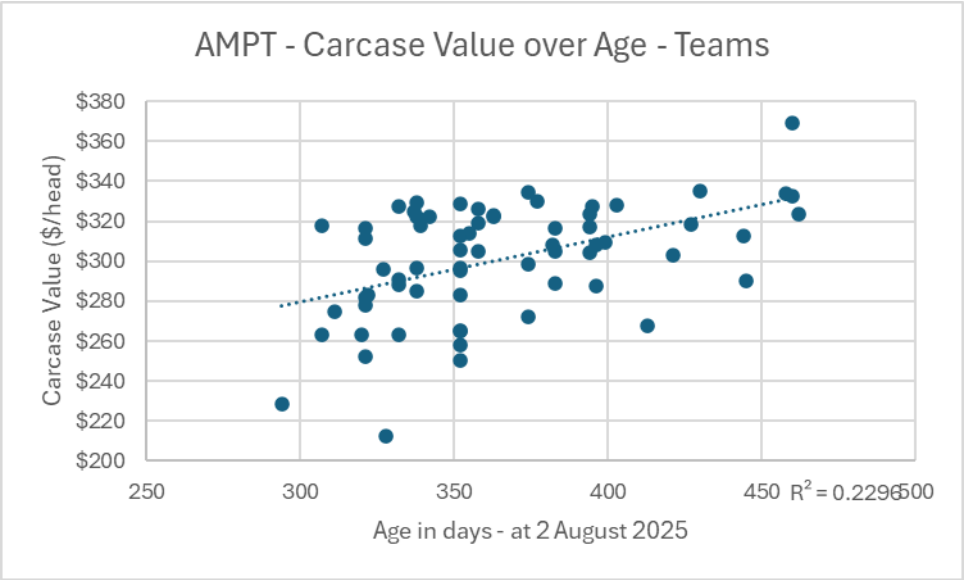
AMPT - Carcase Value over Age - Teams
Carcase Value ($/head)
$380
$360
$340
$320
$300
$280
$260
$240
$220
$200
250
300
350
400
450
500
$R^2 = 0.2296$
Age in days - at 2 August 2025

Meat Standards Australia Index

Meat and Livestock Australia have used the Carcase Weight, Fat Score from the AMPT to generate a Meat Standards Australia Index. The MSA Index is a single number between 30 and 80 expressed to two decimal places and is a weighted average of the predicted MSA eating quality scores across the cuts of the carcase. The MSA model used in this analysis predicts 9 cuts and cooking methods as shown in Figure 32. The MSA Index is a standard measure of the predicted eating quality and potential merit of a whole carcase and is calculated using only attributes influenced by pre-slaughter production. The MSA Index reflects the impact of management, environmental and genetic differences between sheep at the point of slaughter and can be used across all processors, geographic regions and over time. The MSA Index is calculated (once grading is complete) for all carcases that meet minimum MSA requirements.

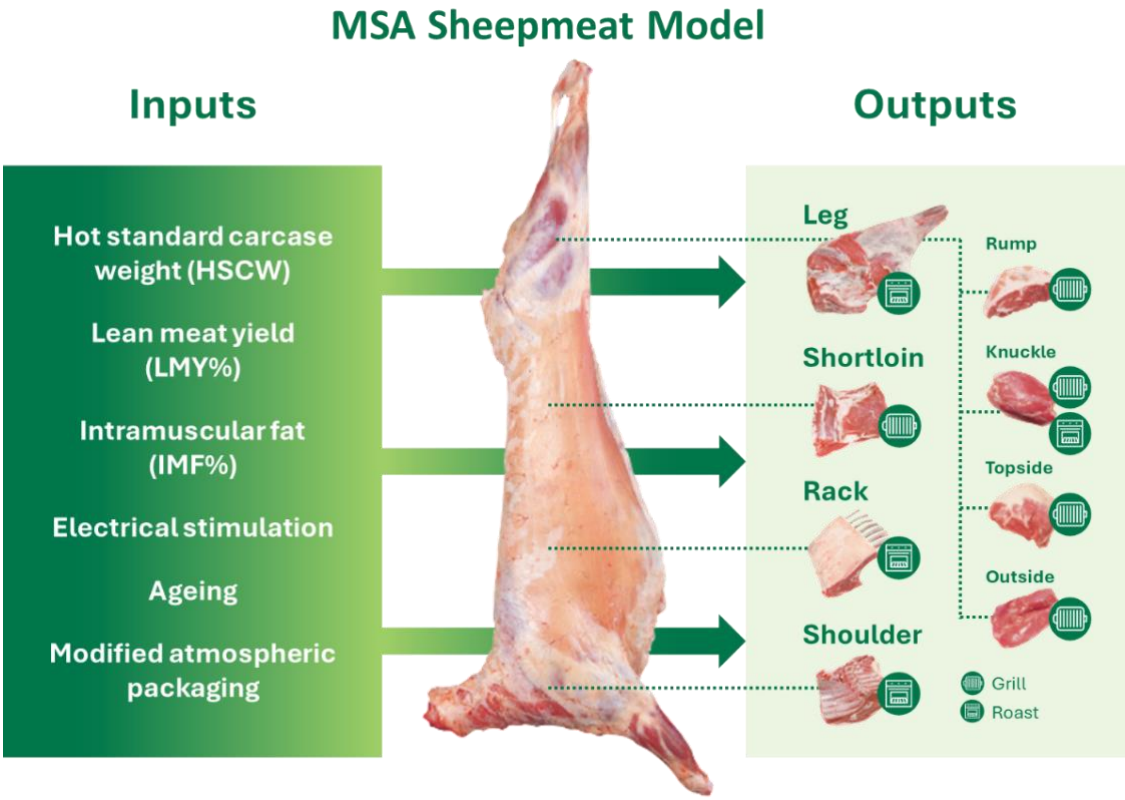

Figure 32 – MSA Sheepmeat Model

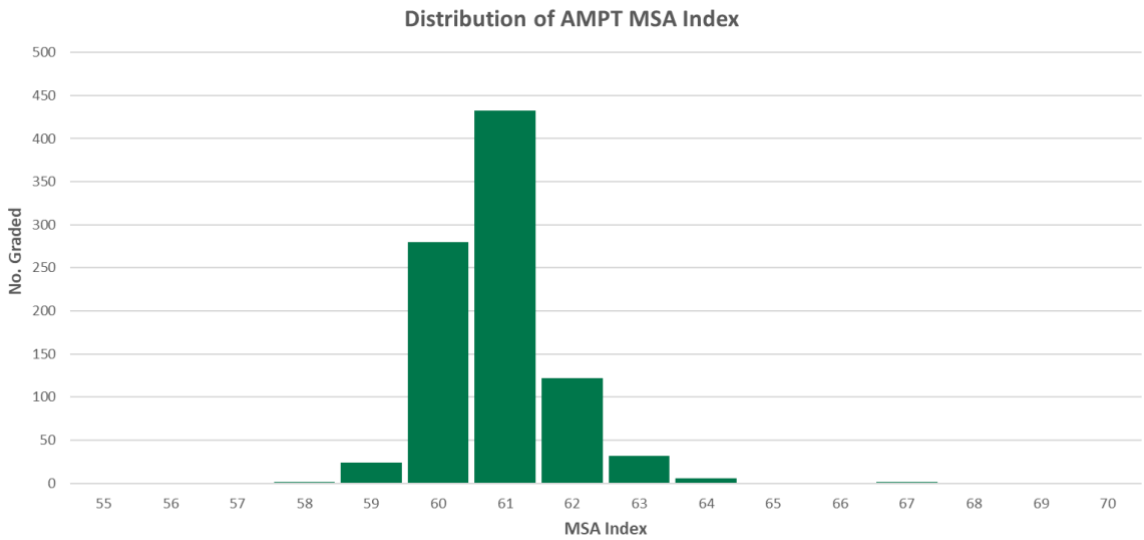

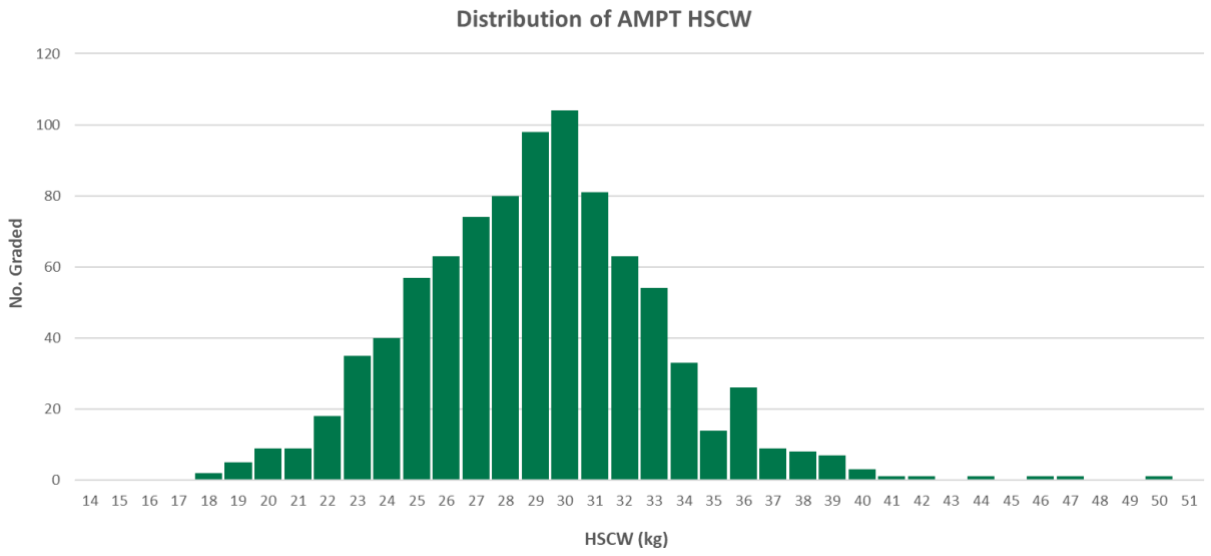

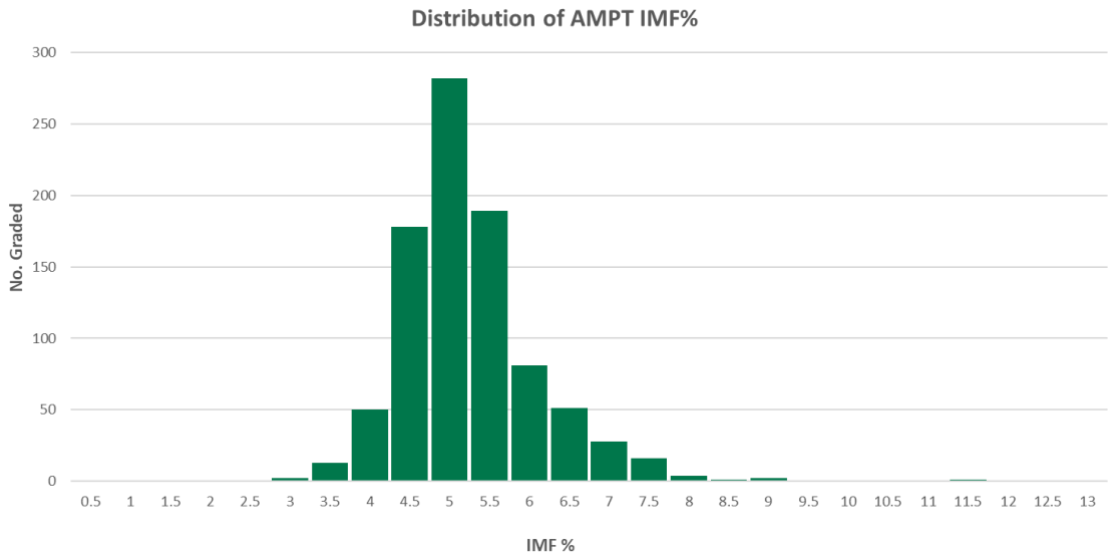

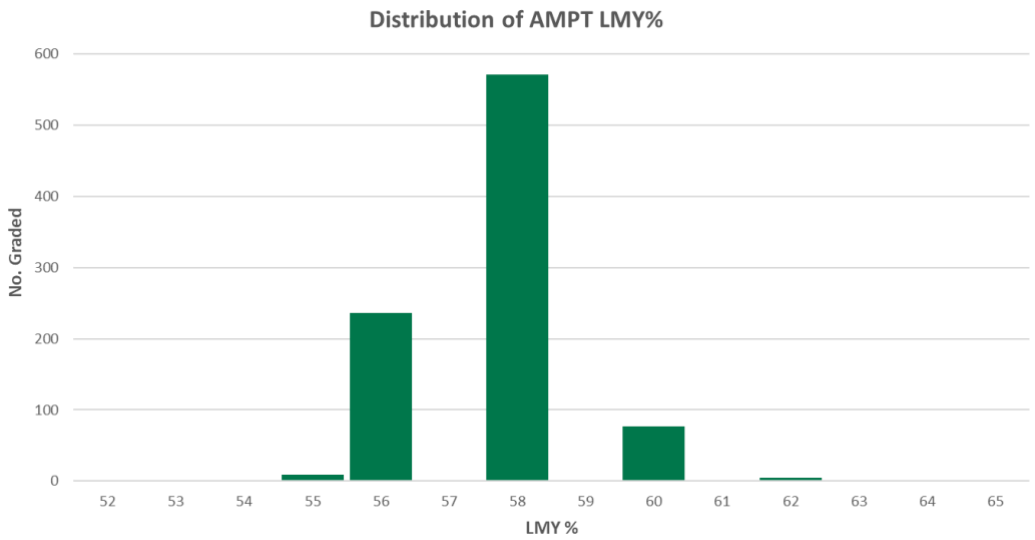

Distribution of LMY% - calculated using the HSCW and GR fat.
GR fat calculated using the fat score provided to MLA.

Feedlot (Meat) vs Pasture (Wool) Trial Wether Comparison

Prior to the AMPT Meat Trial wethers being processed at Dubbo, their Wool Trial brothers were also body weighed to look at the difference between the paddock and feedlot feeding systems. The graph below shows, blue dots, a very high 0.94 correlation between the Meat and Wool wethers for body weight. On average the Wool trial wethers grazing on pasture paddocks were on average only 6.3kg behind their Meat trial counterparts. The range between the Meat and Wool body weights was 0.6kg and 10.8kg. Further comparisons will be made following the first assessment shearing of the Wool trial wethers in March 2025.

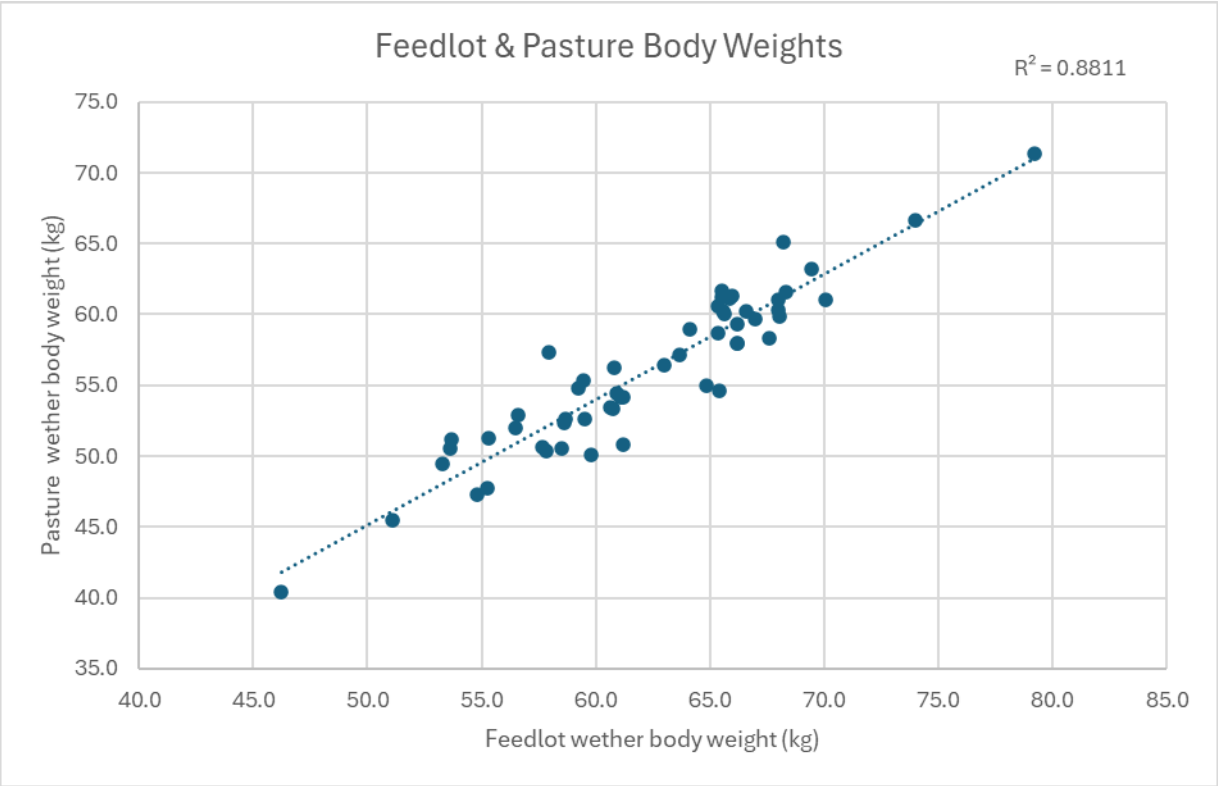

Retain Rail Reasons

Feedback from Meat Processing plants on a number of animal health issues can provide insightful information to adapt on farm management and husbandry practices to improve both animal health and production. During the AMPT processing we recorded the reason that any carcase was moved onto the retain rail. The retain rail refers to the holding area on the processing line where the carcase is temporarily placed for further inspection or processing due to a potential issue identified during slaughter. Table X lists the reason and the number within the AMPT cohort. This information does not capture the level of trimming that was required due to the retain reason. We have provided some additional information on some of the more significant

Retain Reason	Count	Definition
Arthritis	4	
Bruise on hind legs	1	
Cancer – condemned	1	
CLA -Caseous lymphadenitis	3	
Contamination	7	
Drop Gut	1	
Ecchymosis	15	Ecchymosis in sheep, also known as blood splash, is an undesirable appearance in meat caused by pinpoint rupturing of blood vessels, often occurring during slaughter. It appears as dark red spots in the muscle and can be caused by factors like preslaughter stress, certain handling and stunning methods, and factors related to the farm, such as rainfall and age. While not a health hazard, it can lead to the trimming of carcasses, causing labour costs, yield loss, and potential downgrading or condemnation of the meat
Ecchymosis & Contamination	1	
Ecchymosis & Pleurisy	1	
Fat Necrosis	1	
Jaundice - condemned	1	
Kidney Cyst	1	
Ovis	6	Eperythrozoonosis is a disease which occurs sporadically in sheep in Australia. It is caused by bacteria called Mycoplasma ovis (formerly Eperythrozoon ovis) occurring in the bloodstream of infected sheep. It is likely that Mycoplasma ovis (M. ovis) is present in many flocks. https://www.dpi.nsw.gov.au/__data/assets/pdf_file/0013/111154/eperythrozoonosis-in-sheep.pdf
Ovis & Pleurisy	1	
Periostitis	1	
Pleurisy	32	Pleurisy in sheep is inflammation of the lining of the chest cavity and is often a complication of pneumonia. It can cause the lungs to stick to the chest wall, which is often seen at slaughter as adhesions and can lead to financial losses due to trimmed carcasses.
Pleurisy & broken rib	1	
Pleurisy & Contamination	2	
Pleurisy & Ecchymosis	2	
Vaccination scene	7	
Vaccination scene & Ecchymosis	1	
Total Carcase Number	**90**	

Individual team results - The Individual Team Results provides an average across your team compared other teams of a similar age.

Team 1 - Spring Drop						
	Actual	**Dev (within Age)**	**Overall Ave**	***Autumn Ave***	***Winter Ave***	**Spring Ave**
Entry weight (kg)	32.1	-8.0	42.7kg	*50.0kg*	*42.7kg*	40.4kg
Growth rate (g/day)	238.8	13.2	220g/day	*211.4g/day*	*217.9g/day*	225.5g/day
Weight Gain (kg)	21.3	1.2	19.5kg	*18.8kg*	*19.4kg*	20.1kg
Final body wt (kg)	53.3	-7.0	62.3kg	*68.8kg*	*62.1kg*	60.5kg
CWT (kg)	24.2	-4.0	29.0kg	*32.3kg*	*29.0kg*	28.1kg
FS (mm)	2.9	-0.2	3.2mm	*3.4mm*	*3.2mm*	3.1mm
GR Fat Est. (mm)	12.1	-1.0	13.4mm	*14.6mm*	*13.3mm*	13.1mm
IMF (%)	5.09	0.05	5.2%	*5.5%*	*5.3%*	5.04%
Micron (um)	16.7	-0.8	18.0	*18.8*	*18.0*	17.6
SL (mm)	25.6	-2.4	28.8mm	*24.4mm*	*29.4*	28.0
Wrinkle	2.0	-0.4	2.4	*2.5*	*2.4*	2.4
MSA Index	61.0	0.3	60.9	*61.0*	*60.9*	60.7

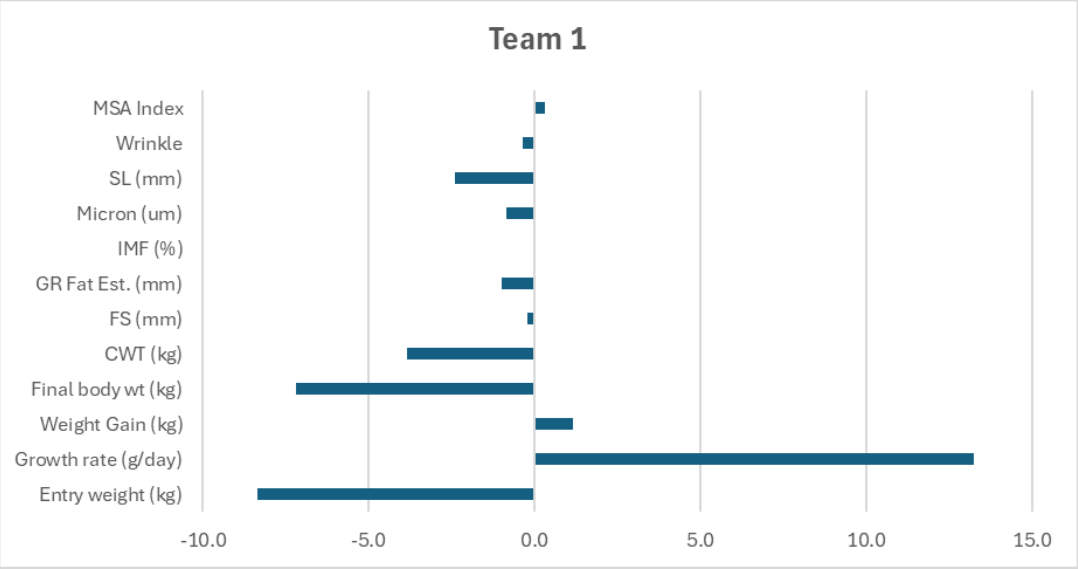

Team 3 - Autumn Drop						
	Actual	Dev (within Age)	Overall Ave	Autumn Ave	*Winter Ave*	*Spring Ave*
Entry weight (kg)	38.8	-3.9	42.7kg	50.0kg	*42.7kg*	*40.4kg*
Growth rate (g/day)	232.9	13.1	220g/day	211.4g/day	*217.9g/day*	*225.5g/day*
Weight Gain (kg)	20.7	1.2	19.5kg	18.8kg	*19.4kg*	*20.1kg*
Final body wt (kg)	59.5	-2.8	62.3kg	68.8kg	*62.1kg*	*60.5kg*
CWT (kg)	26.9	-2.2	29.0kg	32.3kg	*29.0kg*	*28.1kg*
FS (mm)	2.9	-0.5	3.2mm	3.4mm	*3.2mm*	*3.1mm*
GR Fat Est. (mm)	12.1	-2.5	13.4mm	14.6mm	*13.3mm*	*13.1mm*
IMF (%)	5.26	-0.3	5.2%	5.5%	*5.3%*	*5.04%*
Micron (um)	18.0	-0.8	18.0	18.8	*18.0*	*17.6*
SL (mm)	27.3	-1.1	28.8mm	24.4mm	*29.4*	*28.0*
Wrinkle	2.3	-0.2	2.4	2.5	*2.4*	*2.4*
MSA Index	61.0	0.0	60.9	61.0	*60.9*	*60.7*

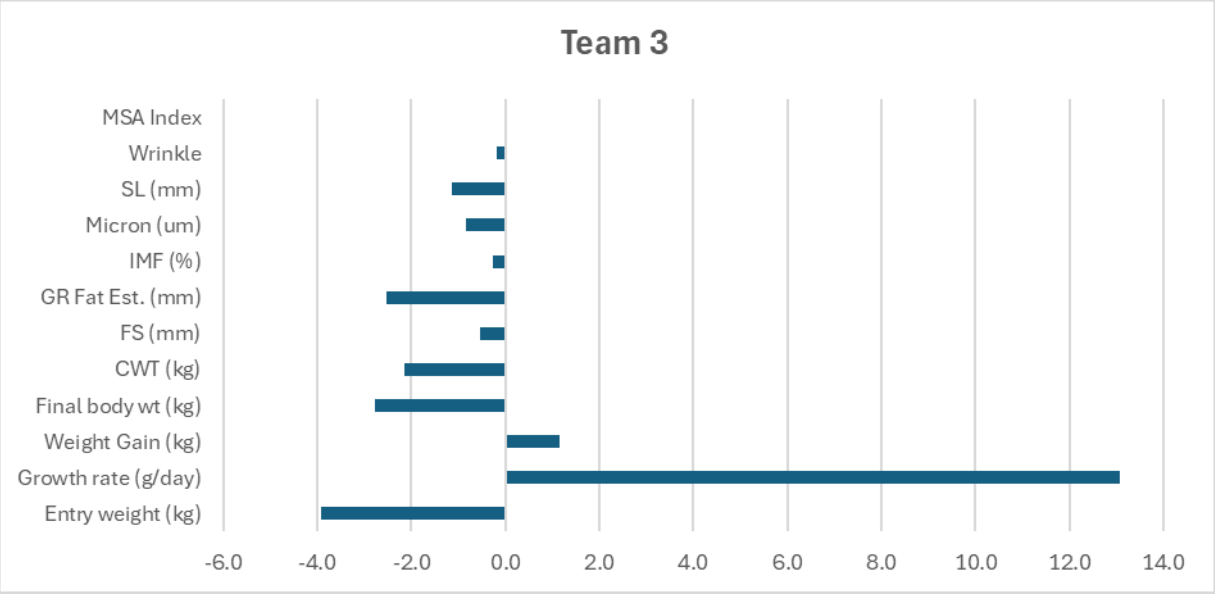

Team 6 - Spring Drop						
	Actual	Dev (within Age)	Overall Ave	*Autumn Ave*	*Winter Ave*	Spring Ave
Entry weight (kg)	36.3	-4.2	42.7kg	*50.0kg*	*42.7kg*	40.4kg
Growth rate (g/day)	232.7	7.2	220g/day	*211.4g/day*	*217.9g/day*	225.5g/day
Weight Gain (kg)	20.7	0.6	19.5kg	*18.8kg*	*19.4kg*	20.1kg
Final body wt (kg)	57.0	-3.5	62.3kg	*68.8kg*	*62.1kg*	60.5kg
CWT (kg)	26.7	-1.4	29.0kg	*32.3kg*	*29.0kg*	28.1kg
FS (mm)	3.0	-0.1	3.2mm	*3.4mm*	*3.2mm*	3.1mm
GR Fat Est. (mm)	12.5	-0.6	13.4mm	*14.6mm*	*13.3mm*	13.1mm
IMF (%)	4.93	-0.1	5.2%	*5.5%*	*5.3%*	5.04%
Micron (um)	16.9	-0.7	18.0	*18.8*	*18.0*	17.6
SL (mm)	25.0	-3.0	28.8mm	*24.4mm*	*29.4*	28.0
Wrinkle	2.4	0.1	2.4	*2.5*	*2.4*	2.4
MSA Index	60.7	0.0	60.9	*61.0*	*60.9*	60.7

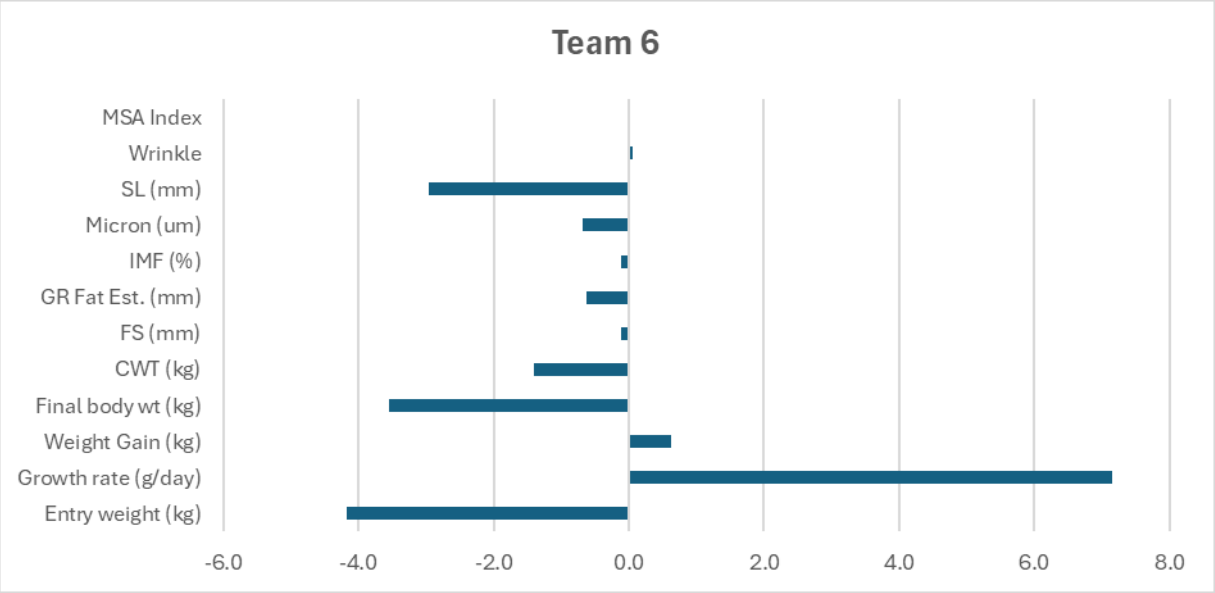

Team 7 - Winter Drop						
	Actual	Dev (within Age)	Overall Ave	*Autumn Ave*	Winter Ave	*Spring Ave*
Entry weight (kg)	39.4	-3.3	42.7kg	*50.0kg*	42.7kg	*40.4kg*
Growth rate (g/day)	243.8	25.9	220g/day	*211.4g/day*	217.9g/day	*225.5g/day*
Weight Gain (kg)	21.7	2.3	19.5kg	*18.8kg*	19.4kg	*20.1kg*
Final body wt (kg)	61.1	-1.0	62.3kg	*68.8kg*	62.1kg	*60.5kg*
CWT (kg)	28.7	-0.3	29.0kg	*32.3kg*	29.0kg	*28.1kg*
FS (mm)	3.4	0.2	3.2mm	*3.4mm*	3.2mm	*3.1mm*
GR Fat Est. (mm)	14.5	1.2	13.4mm	*14.6mm*	13.3mm	*13.1mm*
IMF (%)	5.42	0.1	5.2%	*5.5%*	5.3%	*5.04%*
Micron (um)	17.8	-0.2	18.0	*18.8*	18.0	*17.6*
SL (mm)	30.9	1.5	28.8mm	*24.4mm*	29.4	*28.0*
Wrinkle	2.1	-0.3	2.4	*2.5*	2.4	*2.4*
MSA Index	61.1	0.2	60.9	*61.0*	60.9	*60.7*

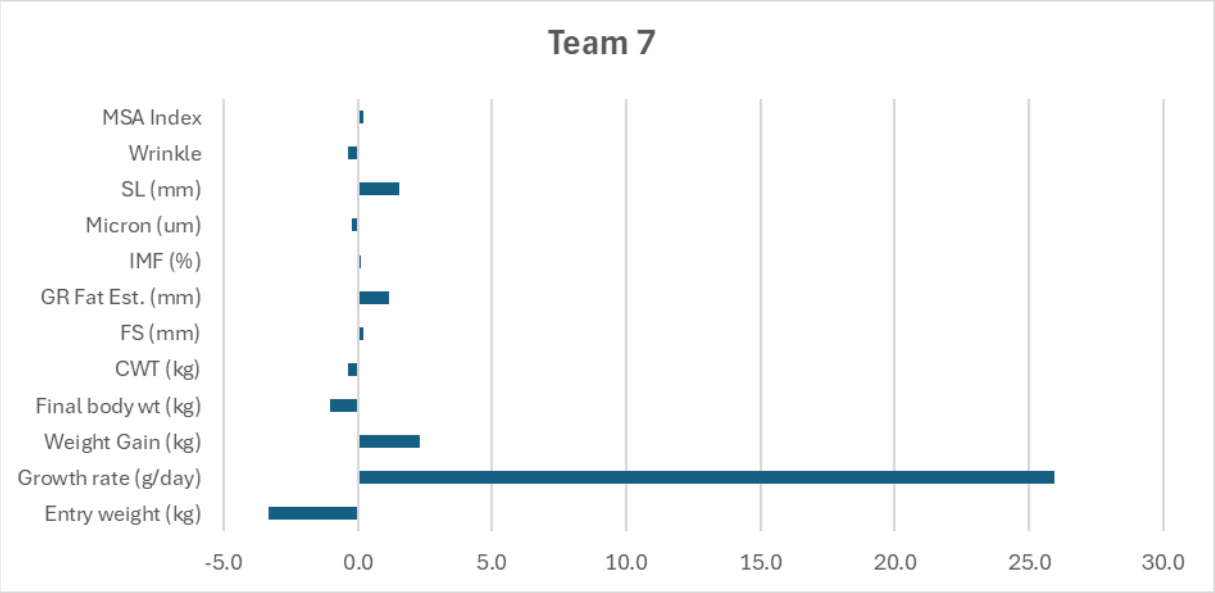

Team 9 - Winter Drop						
	Actual	Dev (within Age)	Overall Ave	*Autumn Ave*	Winter Ave	*Spring Ave*
Entry weight (kg)	46.7	4.0	42.7kg	*50.0kg*	42.7kg	*40.4kg*
Growth rate (g/day)	215.1	-2.8	220g/day	*211.4g/day*	217.9g/day	*225.5g/day*
Weight Gain (kg)	19.1	-0.3	19.5kg	*18.8kg*	19.4kg	*20.1kg*
Final body wt (kg)	65.9	3.8	62.3kg	*68.8kg*	62.1kg	*60.5kg*
CWT (kg)	31.7	2.7	29.0kg	*32.3kg*	29.0kg	*28.1kg*
FS (mm)	3.7	0.5	3.2mm	*3.4mm*	3.2mm	*3.1mm*
GR Fat Est. (mm)	16.1	2.7	13.4mm	*14.6mm*	13.3mm	*13.1mm*
IMF (%)	5.64	0.3	5.2%	*5.5%*	5.3%	*5.04%*
Micron (um)	18.9	0.8	18.0	*18.8*	18.0	*17.6*
SL (mm)	33.3	3.9	28.8mm	*24.4mm*	29.4	*28.0*
Wrinkle	2.2	-0.2	2.4	*2.5*	2.4	*2.4*
MSA Index	61.2	0.3	60.9	*61.0*	60.9	*60.7*

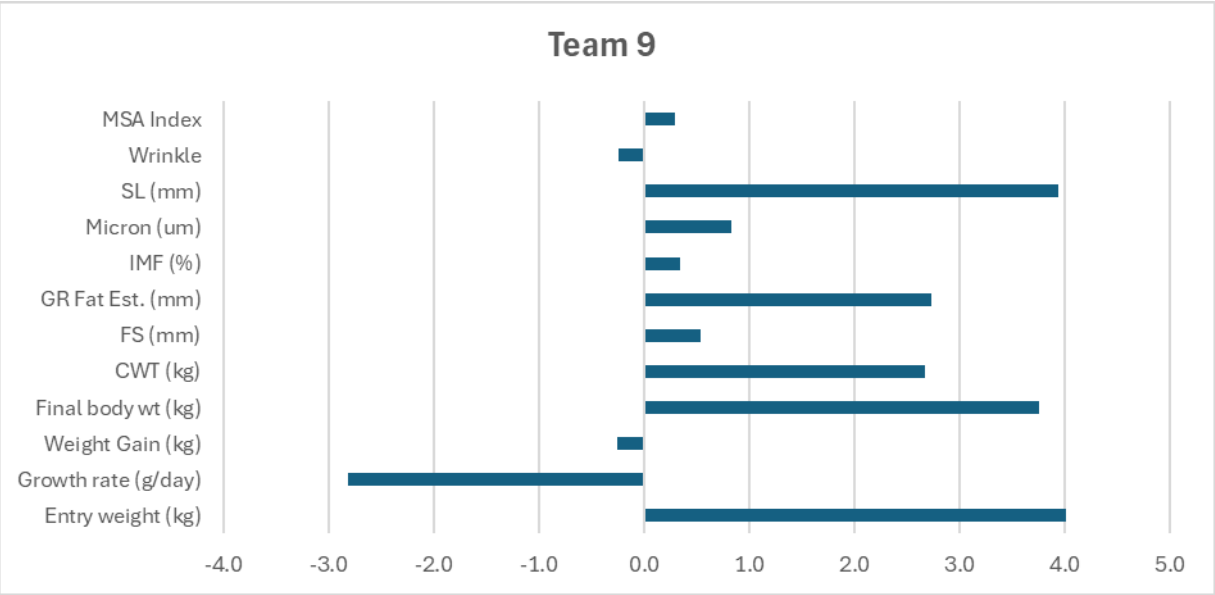

Team 13 - Spring Drop						
	Actual	**Dev (within Age)**	**Overall Ave**	*Autumn Ave*	*Winter Ave*	**Spring Ave**
Entry weight (kg)	39.6	-0.9	42.7kg	*50.0kg*	*42.7kg*	40.4kg
Growth rate (g/day)	242.8	17.3	220g/day	*211.4g/day*	*217.9g/day*	225.5g/day
Weight Gain (kg)	21.6	1.5	19.5kg	*18.8kg*	*19.4kg*	20.1kg
Final body wt (kg)	61.2	0.7	62.3kg	*68.8kg*	*62.1kg*	60.5kg
CWT (kg)	27.9	-0.2	29.0kg	*32.3kg*	*29.0kg*	28.1kg
FS (mm)	3.6	0.4	3.2mm	*3.4mm*	*3.2mm*	3.1mm
GR Fat Est. (mm)	15.4	2.2	13.4mm	*14.6mm*	*13.3mm*	13.1mm
IMF (%)	5.20	0.2	5.2%	*5.5%*	*5.3%*	5.04%
Micron (um)	17.8	0.3	18.0	*18.8*	*18.0*	17.6
SL (mm)	30.4	2.4	28.8mm	*24.4mm*	*29.4*	28.0
Wrinkle	1.8	-0.6	2.4	*2.5*	*2.4*	2.4
MSA Index	61.0	0.3	60.9	*61.0*	*60.9*	60.7

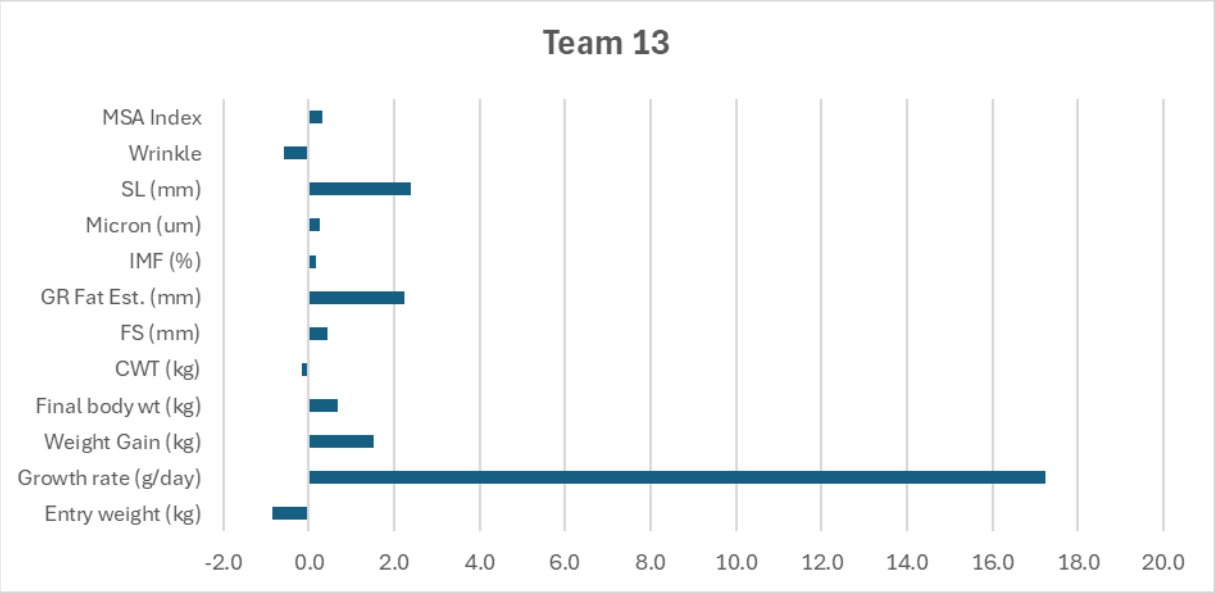

Team 14 - Spring Drop						
	Actual	Dev (within Age)	Overall Ave	*Autumn Ave*	*Winter Ave*	Spring Ave
Entry weight (kg)	46.5	6.0	42.7kg	*50.0kg*	*42.7kg*	40.4kg
Growth rate (g/day)	212.7	-12.8	220g/day	*211.4g/day*	*217.9g/day*	225.5g/day
Weight Gain (kg)	19.2	-0.9	19.5kg	*18.8kg*	*19.4kg*	20.1kg
Final body wt (kg)	65.4	4.9	62.3kg	*68.8kg*	*62.1kg*	60.5kg
CWT (kg)	30.2	2.1	29.0kg	*32.3kg*	*29.0kg*	28.1kg
FS (mm)	3.2	0.1	3.2mm	*3.4mm*	*3.2mm*	3.1mm
GR Fat Est. (mm)	13.6	0.5	13.4mm	*14.6mm*	*13.3mm*	13.1mm
IMF (%)	4.91	-0.1	5.2%	*5.5%*	*5.3%*	5.04%
Micron (um)	17.3	-0.2	18.0	*18.8*	*18.0*	17.6
SL (mm)	33.1	5.1	28.8mm	*24.4mm*	*29.4*	28.0
Wrinkle	2.6	0.3	2.4	*2.5*	*2.4*	2.4
MSA Index	60.5	-0.3	60.9	*61.0*	*60.9*	60.7

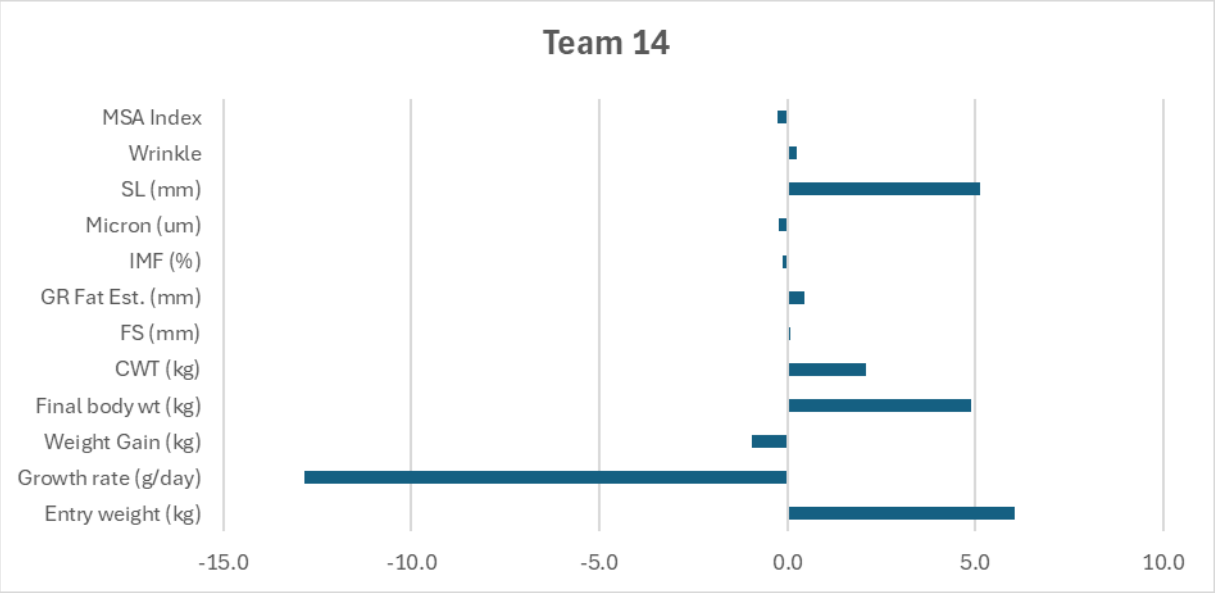

Team 15 - Spring Drop						
	Actual	**Dev (within Age)**	**Overall Ave**	*Autumn Ave*	*Winter Ave*	**Spring Ave**
Entry weight (kg)	47.7	7.2	42.7kg	*50.0kg*	*42.7kg*	40.4kg
Growth rate (g/day)	230.7	5.2	220g/day	*211.4g/day*	*217.9g/day*	225.5g/day
Weight Gain (kg)	20.5	0.4	19.5kg	*18.8kg*	*19.4kg*	20.1kg
Final body wt (kg)	68.2	7.7	62.3kg	*68.8kg*	*62.1kg*	60.5kg
CWT (kg)	32.3	4.2	29.0kg	*32.3kg*	*29.0kg*	28.1kg
FS (mm)	3.5	0.4	3.2mm	*3.4mm*	*3.2mm*	3.1mm
GR Fat Est. (mm)	15.2	2.0	13.4mm	*14.6mm*	*13.3mm*	13.1mm
IMF (%)	5.09	0.0	5.2%	*5.5%*	*5.3%*	5.04%
Micron (um)	18.1	0.6	18.0	*18.8*	*18.0*	17.6
SL (mm)	30.8	2.8	28.8mm	*24.4mm*	*29.4*	28.0
Wrinkle	2.1	-0.3	2.4	*2.5*	*2.4*	2.4
MSA Index	60.6	-0.2	60.9	*61.0*	*60.9*	60.7

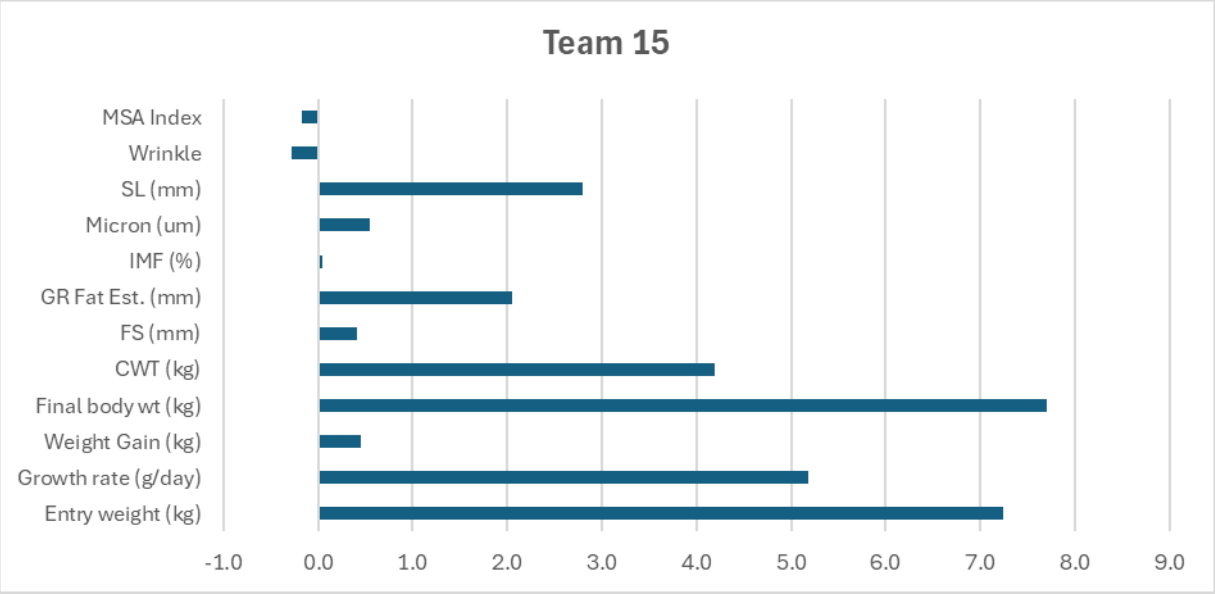

Team 16 - Winter Drop						
	Actual	Dev (within Age)	Overall Ave	*Autumn Ave*	Winter Ave	*Spring Ave*
Entry weight (kg)	43.9	1.2	42.7kg	*50.0kg*	42.7kg	*40.4kg*
Growth rate (g/day)	233.1	15.2	220g/day	*211.4g/day*	217.9g/day	*225.5g/day*
Weight Gain (kg)	20.8	1.4	19.5kg	*18.8kg*	19.4kg	*20.1kg*
Final body wt (kg)	64.7	2.6	62.3kg	*68.8kg*	62.1kg	*60.5kg*
CWT (kg)	30.4	1.4	29.0kg	*32.3kg*	29.0kg	*28.1kg*
FS (mm)	3.1	-0.1	3.2mm	*3.4mm*	3.2mm	*3.1mm*
GR Fat Est. (mm)	12.9	-0.4	13.4mm	*14.6mm*	13.3mm	*13.1mm*
IMF (%)	4.77	-0.5	5.2%	*5.5%*	5.3%	*5.04%*
Micron (um)	17.3	-0.7	18.0	*18.8*	18.0	*17.6*
SL (mm)	31.1	1.7	28.8mm	*24.4mm*	29.4	*28.0*
Wrinkle	2.3	-0.1	2.4	*2.5*	2.4	*2.4*
MSA Index	60.3	-0.7	60.9	*61.0*	60.9	*60.7*

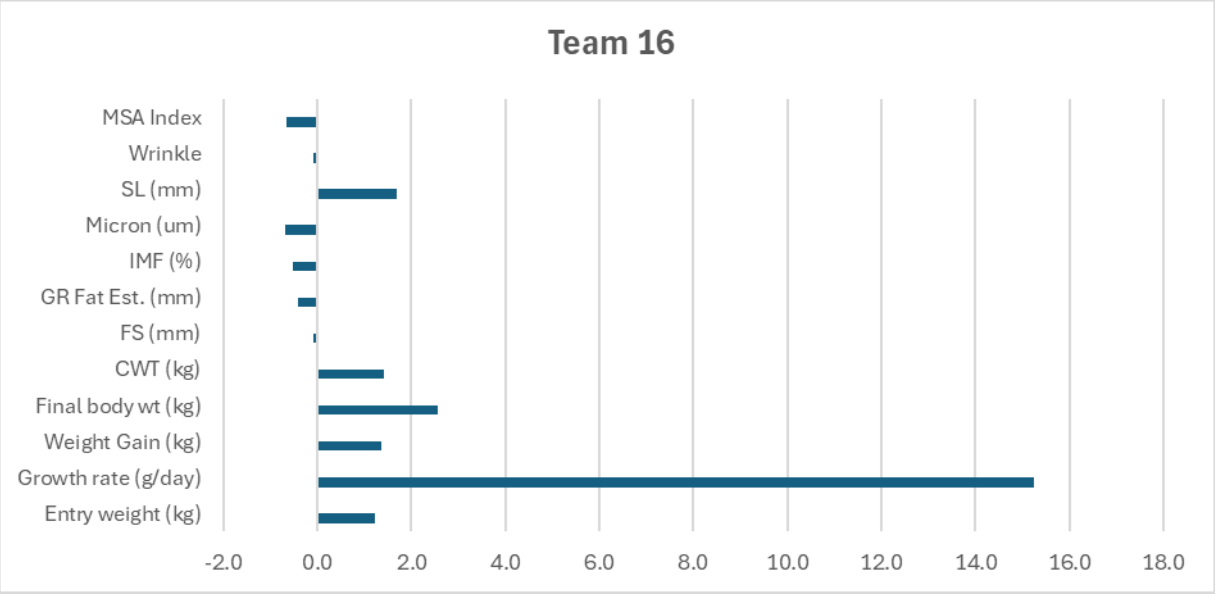

Team 17 - Winter Drop						
	Actual	Dev (within Age)	Overall Ave	*Autumn Ave*	Winter Ave	*Spring Ave*
Entry weight (kg)	36.8	-5.9	42.7kg	*50.0kg*	42.7kg	*40.4kg*
Growth rate (g/day)	220.7	2.8	220g/day	*211.4g/day*	217.9g/day	*225.5g/day*
Weight Gain (kg)	19.6	0.2	19.5kg	*18.8kg*	19.4kg	*20.1kg*
Final body wt (kg)	56.5	-5.6	62.3kg	*68.8kg*	62.1kg	*60.5kg*
CWT (kg)	25.2	-3.9	29.0kg	*32.3kg*	29.0kg	*28.1kg*
FS (mm)	2.9	-0.3	3.2mm	*3.4mm*	3.2mm	*3.1mm*
GR Fat Est. (mm)	11.8	-1.6	13.4mm	*14.6mm*	13.3mm	*13.1mm*
IMF (%)	5.02	-0.3	5.2%	*5.5%*	5.3%	*5.04%*
Micron (um)	17.4	-0.6	18.0	*18.8*	18.0	*17.6*
SL (mm)	31.8	2.4	28.8mm	*24.4mm*	29.4	*28.0*
Wrinkle	2.9	0.4	2.4	*2.5*	2.4	*2.4*
MSA Index	60.9	0.0	60.9	*61.0*	60.9	*60.7*

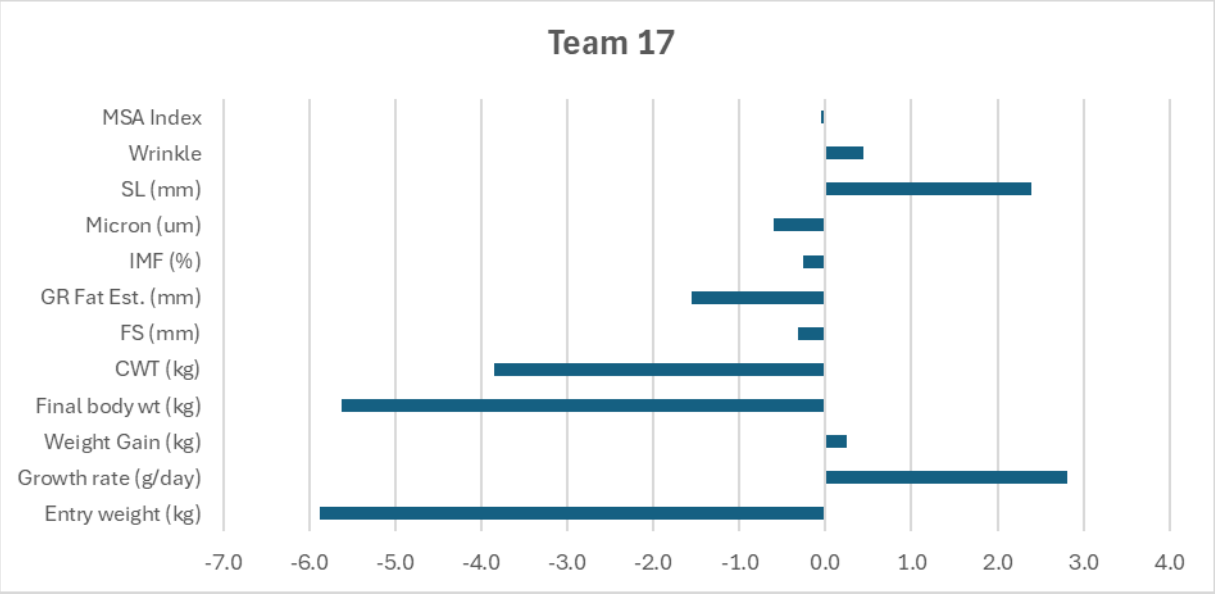

Team 18 – Autumn Drop						
	Actual	Dev (within Age)	Overall Ave	Autumn Ave	*Winter Ave*	*Spring Ave*
Entry weight (kg)	46.9	-3.1	42.7kg	50.0kg	*42.7kg*	*40.4kg*
Growth rate (g/day)	241.1	29.8	220g/day	211.4g/day	*217.9g/day*	*225.5g/day*
Weight Gain (kg)	21.5	2.7	19.5kg	18.8kg	*19.4kg*	*20.1kg*
Final body wt (kg)	68.3	-0.5	62.3kg	68.8kg	*62.1kg*	*60.5kg*
CWT (kg)	31.3	-0.9	29.0kg	32.3kg	*29.0kg*	*28.1kg*
FS (mm)	3.0	-0.4	3.2mm	3.4mm	*3.2mm*	*3.1mm*
GR Fat Est. (mm)	12.5	-2.1	13.4mm	14.6mm	*13.3mm*	*13.1mm*
IMF (%)	5.27	-0.3	5.2%	5.5%	*5.3%*	*5.04%*
Micron (um)	18.4	-0.5	18.0	18.8	*18.0*	*17.6*
SL (mm)	31.9	3.5	28.8mm	24.4mm	*29.4*	*28.0*
Wrinkle	2.3	-0.2	2.4	2.5	*2.4*	*2.4*
MSA Index	60.7	-0.3	60.9	61.0	*60.9*	*60.7*

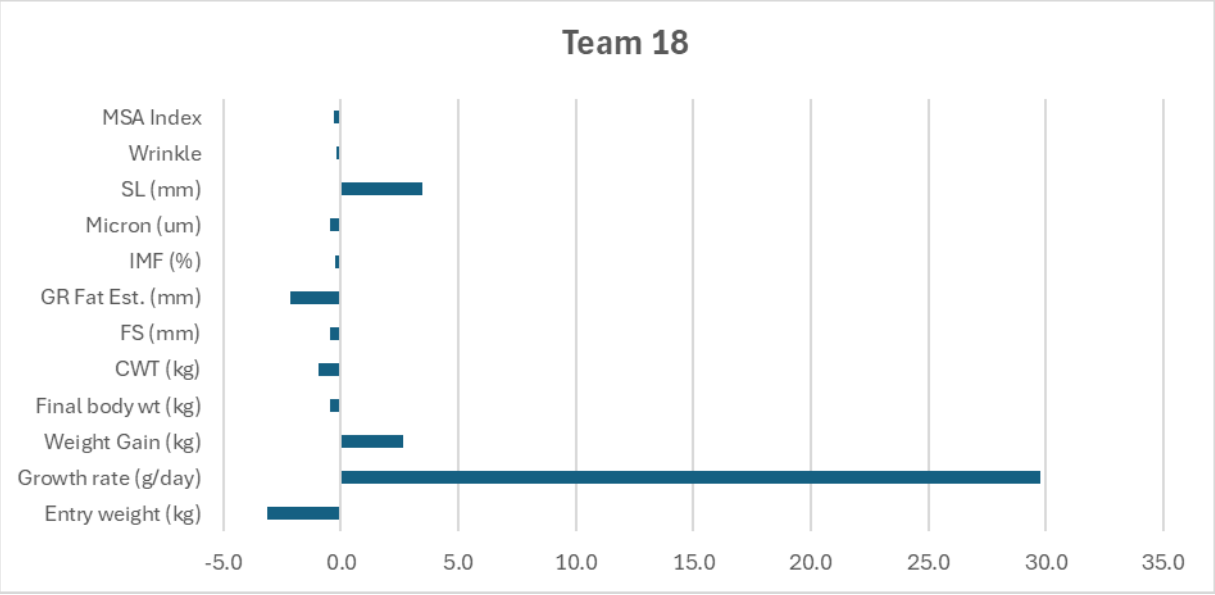

Team 19 – Winter Drop						
	Actual	Dev (within Age)	Overall Ave	*Autumn Ave*	Winter Ave	*Spring Ave*
Entry weight (kg)	38.8	-3.9	42.7kg	*50.0kg*	42.7kg	*40.4kg*
Growth rate (g/day)	229.0	11.1	220g/day	*211.4g/day*	217.9g/day	*225.5g/day*
Weight Gain (kg)	20.4	1.0	19.5kg	*18.8kg*	19.4kg	*20.1kg*
Final body wt (kg)	59.2	-2.9	62.3kg	*68.8kg*	62.1kg	*60.5kg*
CWT (kg)	28.0	-1.1	29.0kg	*32.3kg*	29.0kg	*28.1kg*
FS (mm)	3.0	-0.2	3.2mm	*3.4mm*	3.2mm	*3.1mm*
GR Fat Est. (mm)	12.5	-0.8	13.4mm	*14.6mm*	13.3mm	*13.1mm*
IMF (%)	5.08	-0.2	5.2%	*5.5%*	5.3%	*5.04%*
Micron (um)	17.6	-0.5	18.0	*18.8*	18.0	*17.6*
SL (mm)	30.8	1.4	28.8mm	*24.4mm*	29.4	*28.0*
Wrinkle	2.0	-0.4	2.4	*2.5*	2.4	*2.4*
MSA Index	60.8	-0.2	60.9	*61.0*	60.9	*60.7*

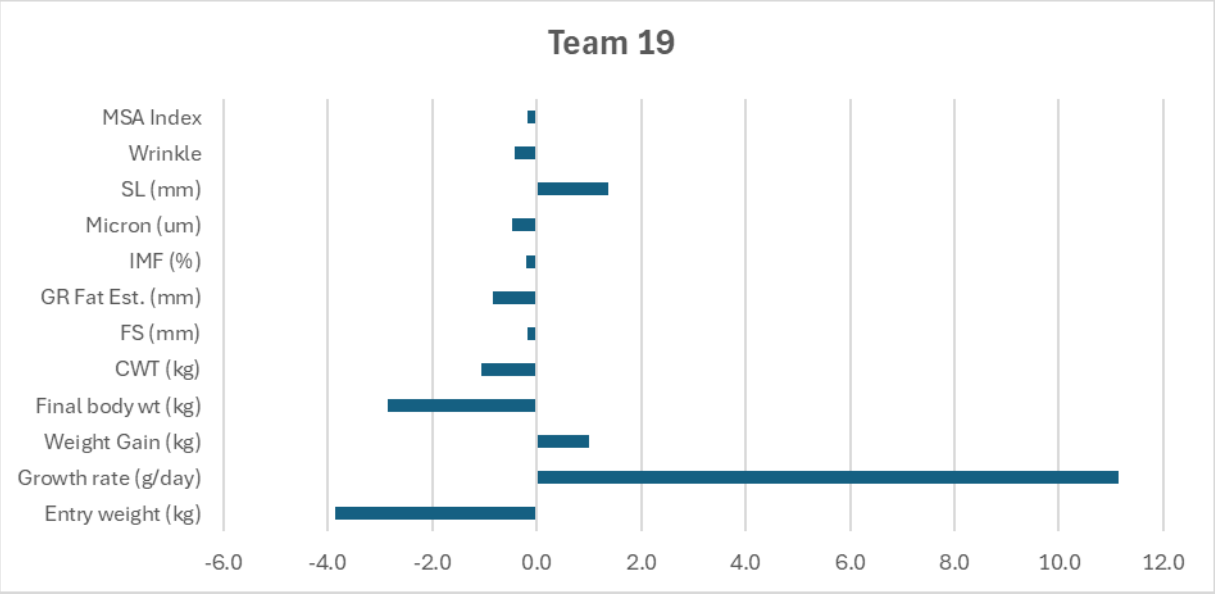

Team 21 - Winter Drop						
	Actual	Dev (within Age)	Overall Ave	*Autumn Ave*	Winter Ave	*Spring Ave*
Entry weight (kg)	45.7	3.0	42.7kg	*50.0kg*	42.7kg	*40.4kg*
Growth rate (g/day)	237.8	19.9	220g/day	*211.4g/day*	217.9g/day	*225.5g/day*
Weight Gain (kg)	21.2	1.8	19.5kg	*18.8kg*	19.4kg	*20.1kg*
Final body wt (kg)	66.9	4.8	62.3kg	*68.8kg*	62.1kg	*60.5kg*
CWT (kg)	31.2	2.2	29.0kg	*32.3kg*	29.0kg	*28.1kg*
FS (mm)	3.3	0.1	3.2mm	*3.4mm*	3.2mm	*3.1mm*
GR Fat Est. (mm)	13.8	0.5	13.4mm	*14.6mm*	13.3mm	*13.1mm*
IMF (%)	5.28	0.0	5.2%	*5.5%*	5.3%	*5.04%*
Micron (um)	17.8	-0.2	18.0	*18.8*	18.0	*17.6*
SL (mm)	27.3	-2.1	28.8mm	*24.4mm*	29.4	*28.0*
Wrinkle	2.3	-0.1	2.4	*2.5*	2.4	*2.4*
MSA Index	60.8	-0.2	60.9	*61.0*	60.9	*60.7*

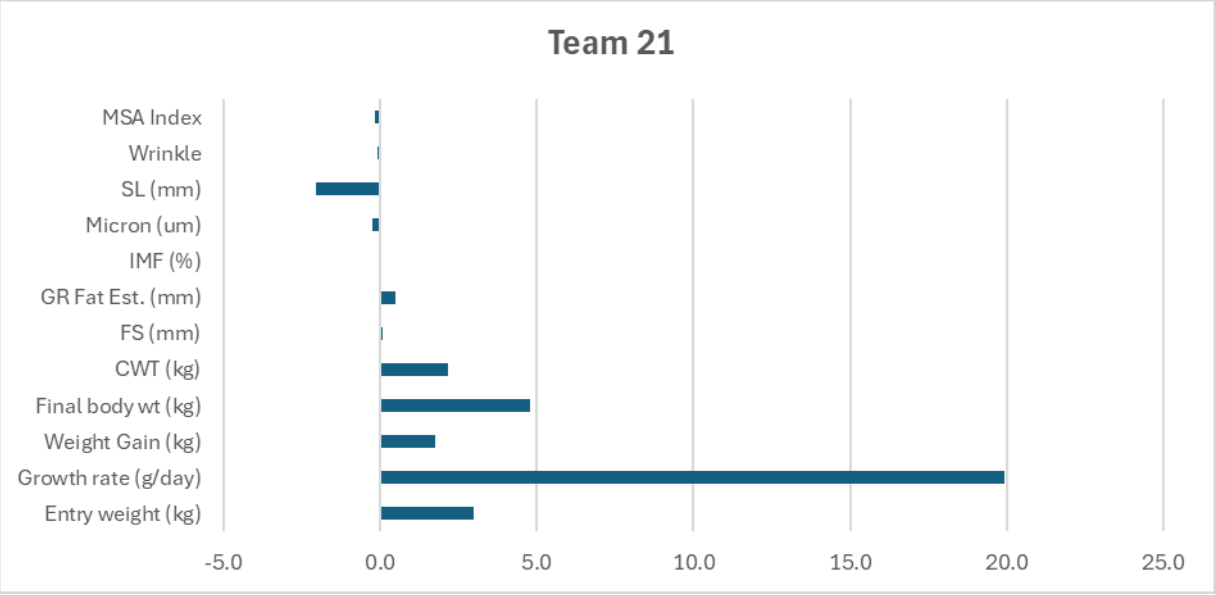

Team 22 - Winter Drop						
	Actual	Dev (within Age)	Overall Ave	*Autumn Ave*	Winter Ave	*Spring Ave*
Entry weight (kg)	44.9	2.2	42.7kg	*50.0kg*	42.7kg	*40.4kg*
Growth rate (g/day)	230.3	12.4	220g/day	*211.4g/day*	217.9g/day	*225.5g/day*
Weight Gain (kg)	20.5	1.1	19.5kg	*18.8kg*	19.4kg	*20.1kg*
Final body wt (kg)	65.4	3.3	62.3kg	*68.8kg*	62.1kg	*60.5kg*
CWT (kg)	31.0	1.9	29.0kg	*32.3kg*	29.0kg	*28.1kg*
FS (mm)	3.4	0.3	3.2mm	*3.4mm*	3.2mm	*3.1mm*
GR Fat Est. (mm)	14.6	1.3	13.4mm	*14.6mm*	13.3mm	*13.1mm*
IMF (%)	5.69	0.4	5.2%	*5.5%*	5.3%	*5.04%*
Micron (um)	18.1	0.0	18.0	*18.8*	18.0	*17.6*
SL (mm)	23.9	-5.5	28.8mm	*24.4mm*	29.4	*28.0*
Wrinkle	2.4	-0.1	2.4	*2.5*	2.4	*2.4*
MSA Index	61.2	0.3	60.9	*61.0*	60.9	*60.7*

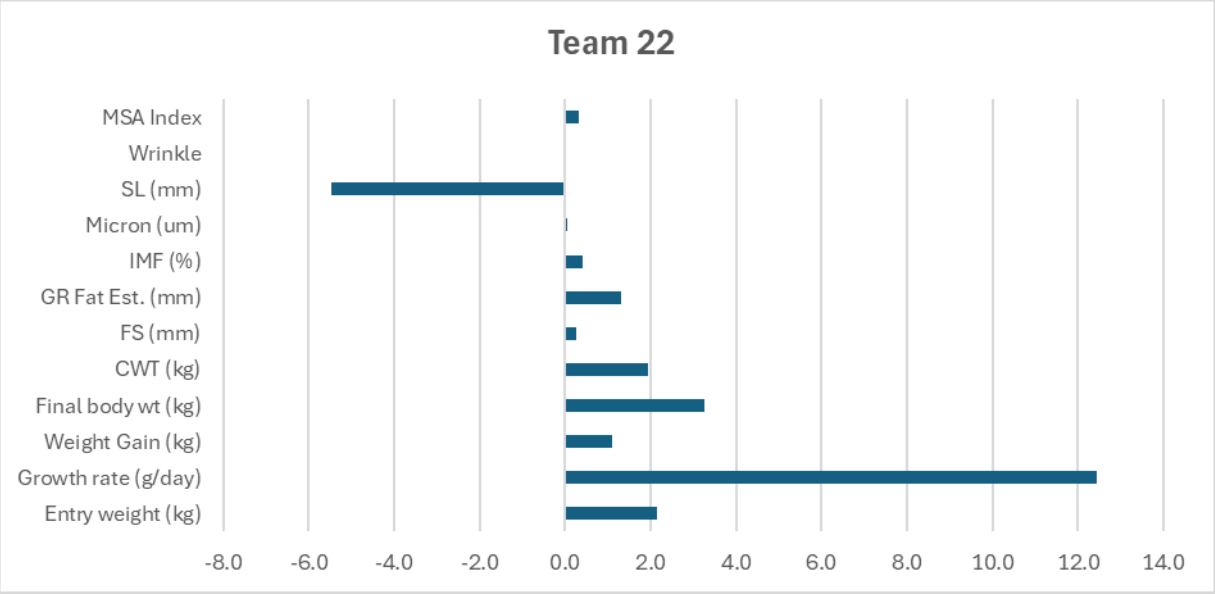

Team 23 - Winter Drop						
	Actual	Dev (within Age)	Overall Ave	*Autumn Ave*	Winter Ave	*Spring Ave*
Entry weight (kg)	41.7	-1.0	42.7kg	*50.0kg*	42.7kg	*40.4kg*
Growth rate (g/day)	246.8	28.9	220g/day	*211.4g/day*	217.9g/day	*225.5g/day*
Weight Gain (kg)	22.0	2.6	19.5kg	*18.8kg*	19.4kg	*20.1kg*
Final body wt (kg)	63.6	1.6	62.3kg	*68.8kg*	62.1kg	*60.5kg*
CWT (kg)	28.7	-0.3	29.0kg	*32.3kg*	29.0kg	*28.1kg*
FS (mm)	2.9	-0.3	3.2mm	*3.4mm*	3.2mm	*3.1mm*
GR Fat Est. (mm)	11.8	-1.6	13.4mm	*14.6mm*	13.3mm	*13.1mm*
IMF (%)	5.22	-0.1	5.2%	*5.5%*	5.3%	*5.04%*
Micron (um)	17.4	-0.7	18.0	*18.8*	18.0	*17.6*
SL (mm)	24.6	-4.7	28.8mm	*24.4mm*	29.4	*28.0*
Wrinkle	2.9	0.5	2.4	*2.5*	2.4	*2.4*
MSA Index	60.8	-0.1	60.9	*61.0*	60.9	*60.7*

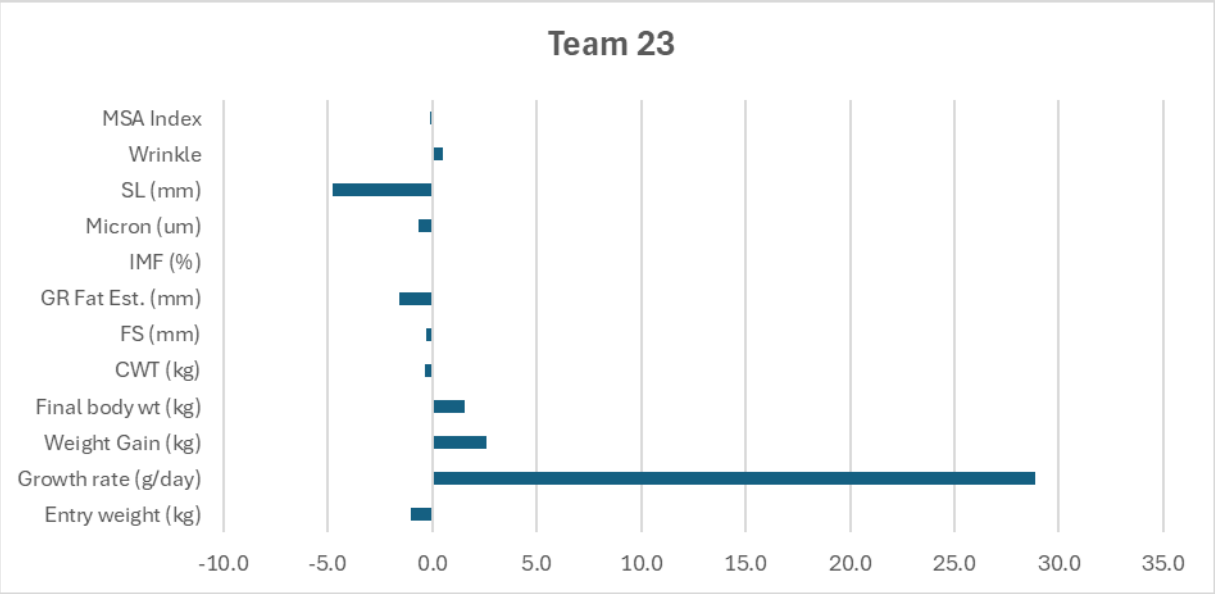

Team 24 – Autumn Drop						
	Actual	Dev (within Age)	Overall Ave	Autumn Ave	*Winter Ave*	*Spring Ave*
Entry weight (kg)	44.8	-5.2	42.7kg	50.0kg	*42.7kg*	*40.4kg*
Growth rate (g/day)	224.7	13.4	220g/day	211.4g/day	*217.9g/day*	*225.5g/day*
Weight Gain (kg)	20.0	1.2	19.5kg	18.8kg	*19.4kg*	*20.1kg*
Final body wt (kg)	64.8	-4.0	62.3kg	68.8kg	*62.1kg*	*60.5kg*
CWT (kg)	29.5	-2.8	29.0kg	32.3kg	*29.0kg*	*28.1kg*
FS (mm)	3.4	0.0	3.2mm	3.4mm	*3.2mm*	*3.1mm*
GR Fat Est. (mm)	14.5	-0.1	13.4mm	14.6mm	*13.3mm*	*13.1mm*
IMF (%)	5.19	-0.3	5.2%	5.5%	*5.3%*	*5.04%*
Micron (um)	18.6	-0.2	18.0	18.8	*18.0*	*17.6*
SL (mm)	25.3	-3.1	28.8mm	24.4mm	*29.4*	*28.0*
Wrinkle	3.4	0.9	2.4	2.5	*2.4*	*2.4*
MSA Index	60.8	-0.1	60.9	61.0	*60.9*	*60.7*

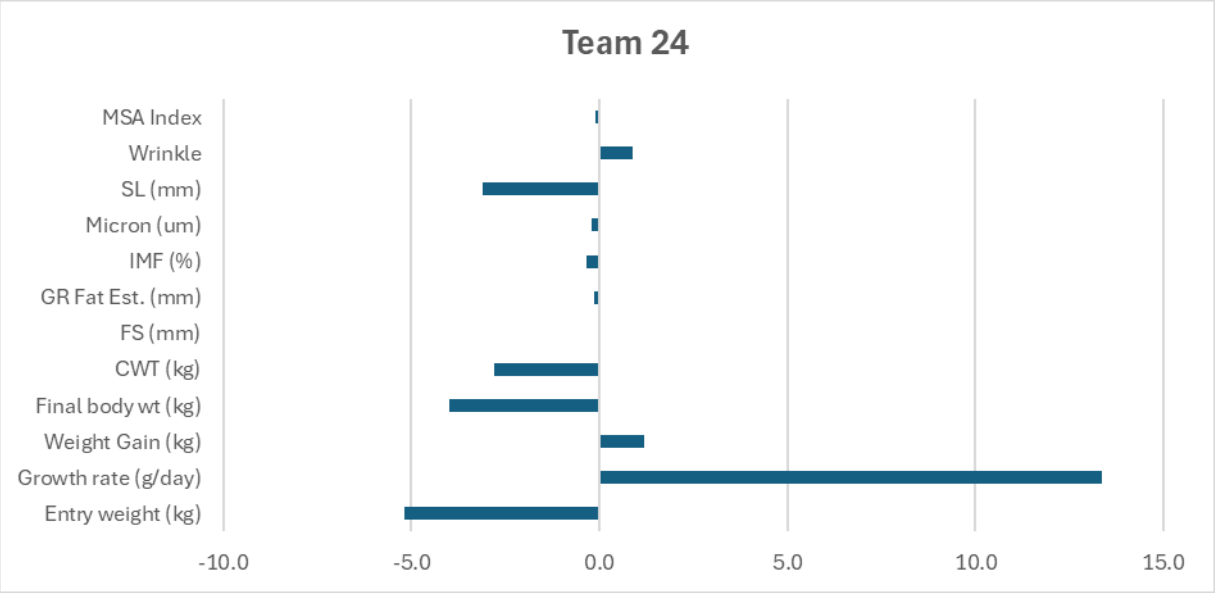

Team 25 - Winter Drop						
	Actual	Dev (within Age)	Overall Ave	*Autumn Ave*	Winter Ave	*Spring Ave*
Entry weight (kg)	49.3	6.6	42.7kg	*50.0kg*	42.7kg	*40.4kg*
Growth rate (g/day)	232.9	15.0	220g/day	*211.4g/day*	217.9g/day	*225.5g/day*
Weight Gain (kg)	20.7	1.3	19.5kg	*18.8kg*	19.4kg	*20.1kg*
Final body wt (kg)	70.1	8.0	62.3kg	*68.8kg*	62.1kg	*60.5kg*
CWT (kg)	32.0	3.0	29.0kg	*32.3kg*	29.0kg	*28.1kg*
FS (mm)	3.1	-0.1	3.2mm	*3.4mm*	3.2mm	*3.1mm*
GR Fat Est. (mm)	12.9	-0.5	13.4mm	*14.6mm*	13.3mm	*13.1mm*
IMF (%)	4.90	-0.4	5.2%	*5.5%*	5.3%	*5.04%*
Micron (um)	16.8	-1.2	18.0	*18.8*	18.0	*17.6*
SL (mm)	28.8	-0.5	28.8mm	*24.4mm*	29.4	*28.0*
Wrinkle	2.8	0.4	2.4	*2.5*	2.4	*2.4*
MSA Index	60.3	-0.7	60.9	*61.0*	60.9	*60.7*

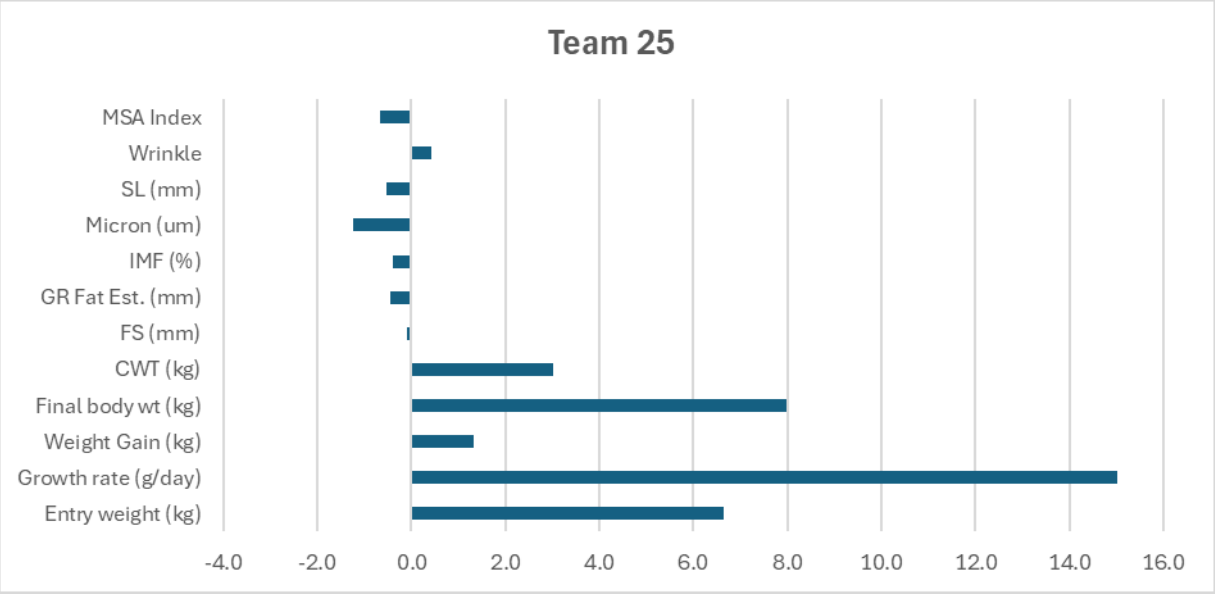

Team 26 – Winter Drop						
	Actual	Dev (within Age)	Overall Ave	*Autumn Ave*	Winter Ave	*Spring Ave*
Entry weight (kg)	44.7	2.0	42.7kg	*50.0kg*	42.7kg	*40.4kg*
Growth rate (g/day)	205.5	-12.4	220g/day	*211.4g/day*	217.9g/day	*225.5g/day*
Weight Gain (kg)	18.3	-1.1	19.5kg	*18.8kg*	19.4kg	*20.1kg*
Final body wt (kg)	63.0	0.9	62.3kg	*68.8kg*	62.1kg	*60.5kg*
CWT (kg)	29.4	0.3	29.0kg	*32.3kg*	29.0kg	*28.1kg*
FS (mm)	3.4	0.3	3.2mm	*3.4mm*	3.2mm	*3.1mm*
GR Fat Est. (mm)	14.6	1.3	13.4mm	*14.6mm*	13.3mm	*13.1mm*
IMF (%)	5.09	-0.2	5.2%	*5.5%*	5.3%	*5.04%*
Micron (um)	17.2	-0.9	18.0	*18.8*	18.0	*17.6*
SL (mm)	31.8	2.4	28.8mm	*24.4mm*	29.4	*28.0*
Wrinkle	2.5	0.1	2.4	*2.5*	2.4	*2.4*
MSA Index	60.8	-0.1	60.9	*61.0*	60.9	*60.7*

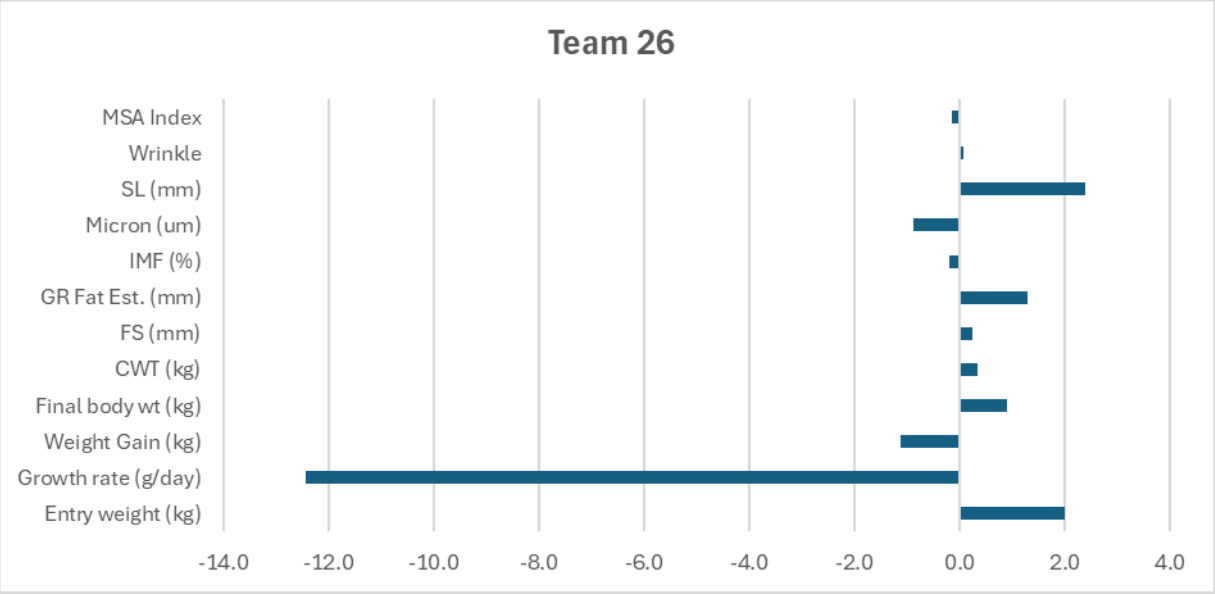

Team 27 - Winter Drop						
	Actual	Dev (within Age)	Overall Ave	*Autumn Ave*	Winter Ave	*Spring Ave*
Entry weight (kg)	39.3	-3.4	42.7kg	*50.0kg*	42.7kg	*40.4kg*
Growth rate (g/day)	209.1	-8.8	220g/day	*211.4g/day*	217.9g/day	*225.5g/day*
Weight Gain (kg)	18.6	-0.8	19.5kg	*18.8kg*	19.4kg	*20.1kg*
Final body wt (kg)	57.9	-4.2	62.3kg	*68.8kg*	62.1kg	*60.5kg*
CWT (kg)	28.7	-0.3	29.0kg	*32.3kg*	29.0kg	*28.1kg*
FS (mm)	3.4	0.2	3.2mm	*3.4mm*	3.2mm	*3.1mm*
GR Fat Est. (mm)	14.1	0.8	13.4mm	*14.6mm*	13.3mm	*13.1mm*
IMF (%)	5.07	-0.2	5.2%	*5.5%*	5.3%	*5.04%*
Micron (um)	18.4	0.4	18.0	*18.8*	18.0	*17.6*
SL (mm)	35.9	6.5	28.8mm	*24.4mm*	29.4	*28.0*
Wrinkle	1.2	-1.2	2.4	*2.5*	2.4	*2.4*
MSA Index	60.8	-0.1	60.9	*61.0*	60.9	*60.7*

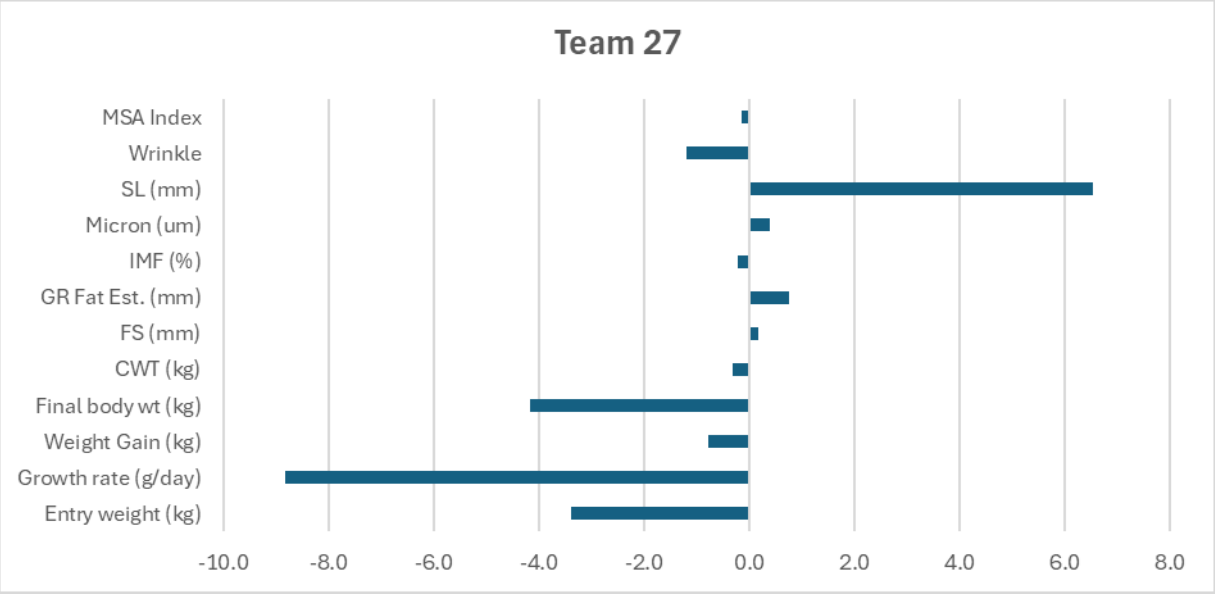

Team 28 - Spring Drop						
	Actual	**Dev (within Age)**	**Overall Ave**	*Autumn Ave*	*Winter Ave*	**Spring Ave**
Entry weight (kg)	36.2	-4.2	42.7kg	*50.0kg*	*42.7kg*	40.4kg
Growth rate (g/day)	213.9	-11.6	220g/day	*211.4g/day*	*217.9g/day*	225.5g/day
Weight Gain (kg)	19.0	-1.0	19.5kg	*18.8kg*	*19.4kg*	20.1kg
Final body wt (kg)	55.2	-5.3	62.3kg	*68.8kg*	*62.1kg*	60.5kg
CWT (kg)	24.6	-3.5	29.0kg	*32.3kg*	*29.0kg*	28.1kg
FS (mm)	2.8	-0.4	3.2mm	*3.4mm*	*3.2mm*	3.1mm
GR Fat Est. (mm)	11.3	-1.8	13.4mm	*14.6mm*	*13.3mm*	13.1mm
IMF (%)	5.46	0.4	5.2%	*5.5%*	*5.3%*	5.04%
Micron (um)	17.2	-0.4	18.0	*18.8*	*18.0*	17.6
SL (mm)	31.7	3.7	28.8mm	*24.4mm*	*29.4*	28.0
Wrinkle	2.5	0.2	2.4	*2.5*	*2.4*	2.4
MSA Index	61.3	0.6	60.9	*61.0*	*60.9*	60.7

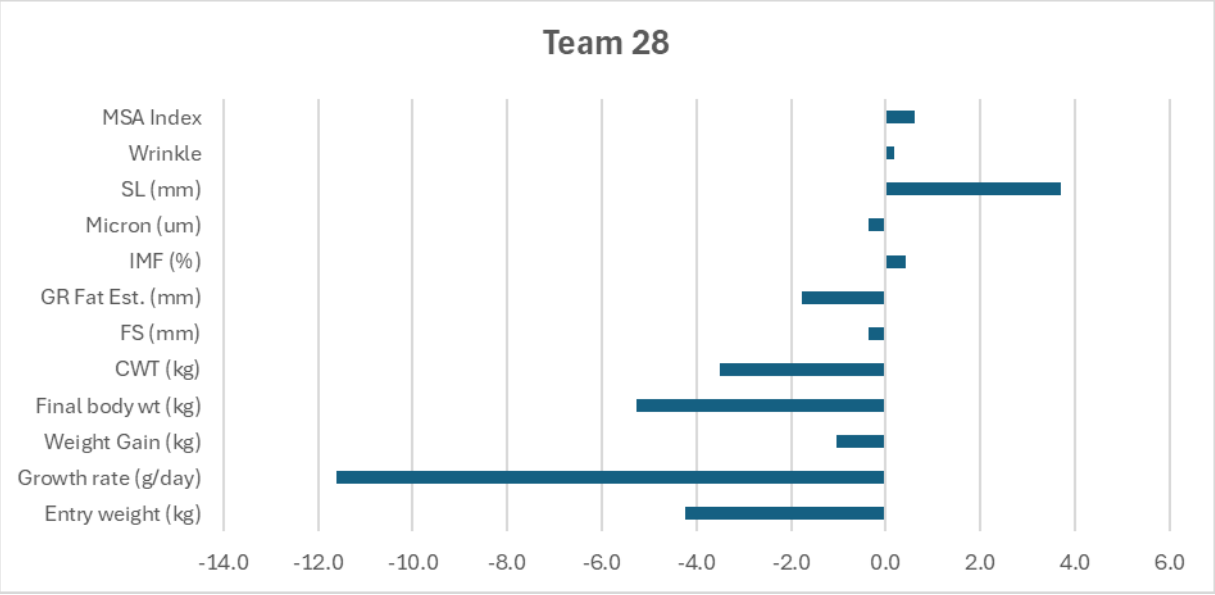

Team 29 - Winter Drop						
	Actual	Dev (within Age)	Overall Ave	*Autumn Ave*	Winter Ave	*Spring Ave*
Entry weight (kg)	39.5	-3.2	42.7kg	*50.0kg*	42.7kg	*40.4kg*
Growth rate (g/day)	215.2	-2.7	220g/day	*211.4g/day*	217.9g/day	*225.5g/day*
Weight Gain (kg)	19.2	-0.2	19.5kg	*18.8kg*	19.4kg	*20.1kg*
Final body wt (kg)	58.7	-3.4	62.3kg	*68.8kg*	62.1kg	*60.5kg*
CWT (kg)	26.0	-3.1	29.0kg	*32.3kg*	29.0kg	*28.1kg*
FS (mm)	3.0	-0.2	3.2mm	*3.4mm*	3.2mm	*3.1mm*
GR Fat Est. (mm)	12.5	-0.8	13.4mm	*14.6mm*	13.3mm	*13.1mm*
IMF (%)	5.02	-0.3	5.2%	*5.5%*	5.3%	*5.04%*
Micron (um)	16.8	-1.2	18.0	*18.8*	18.0	*17.6*
SL (mm)	30.0	0.6	28.8mm	*24.4mm*	29.4	*28.0*
Wrinkle	2.5	0.1	2.4	*2.5*	2.4	*2.4*
MSA Index	60.9	-0.1	60.9	*61.0*	60.9	*60.7*

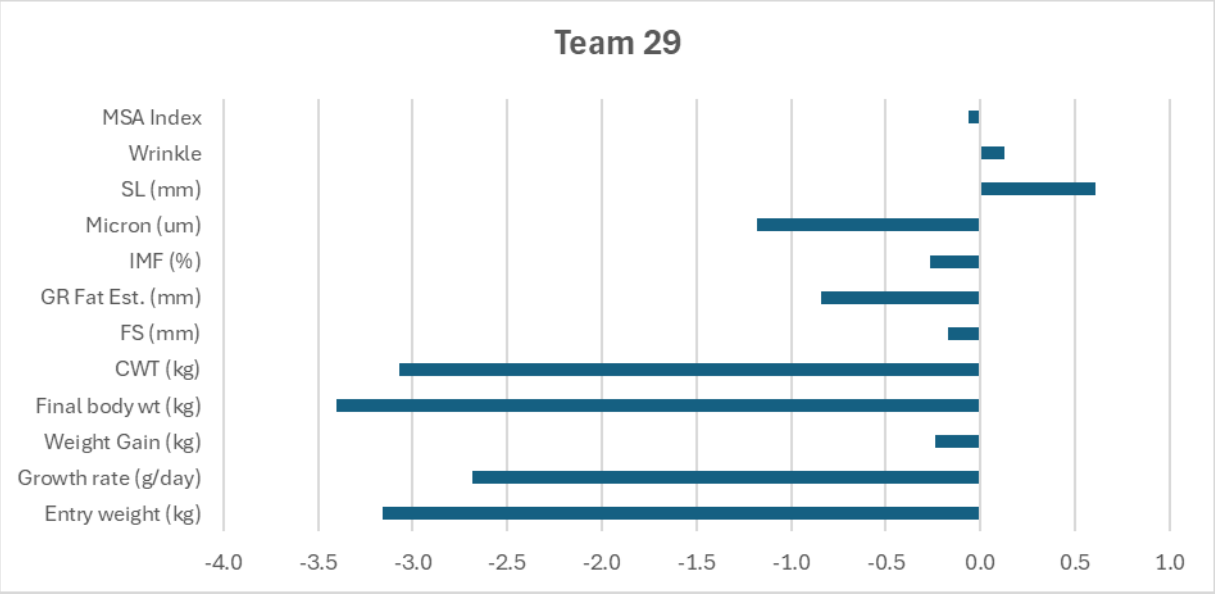

Team 31 - Spring Drop						
	Actual	Dev (within Age)	Overall Ave	*Autumn Ave*	*Winter Ave*	Spring Ave
Entry weight (kg)	49.0	8.5	42.7kg	*50.0kg*	*42.7kg*	40.4kg
Growth rate (g/day)	214.6	-10.9	220g/day	*211.4g/day*	*217.9g/day*	225.5g/day
Weight Gain (kg)	19.1	-1.0	19.5kg	*18.8kg*	*19.4kg*	20.1kg
Final body wt (kg)	68.1	7.6	62.3kg	*68.8kg*	*62.1kg*	60.5kg
CWT (kg)	32.4	4.3	29.0kg	*32.3kg*	*29.0kg*	28.1kg
FS (mm)	3.5	0.3	3.2mm	*3.4mm*	*3.2mm*	3.1mm
GR Fat Est. (mm)	14.8	1.7	13.4mm	*14.6mm*	*13.3mm*	13.1mm
IMF (%)	4.96	-0.1	5.2%	*5.5%*	*5.3%*	5.04%
Micron (um)	19.5	2.0	18.0	*18.8*	*18.0*	17.6
SL (mm)	30.7	2.7	28.8mm	*24.4mm*	*29.4*	28.0
Wrinkle	2.4	0.0	2.4	*2.5*	*2.4*	2.4
MSA Index	60.4	-0.3	60.9	*61.0*	*60.9*	60.7

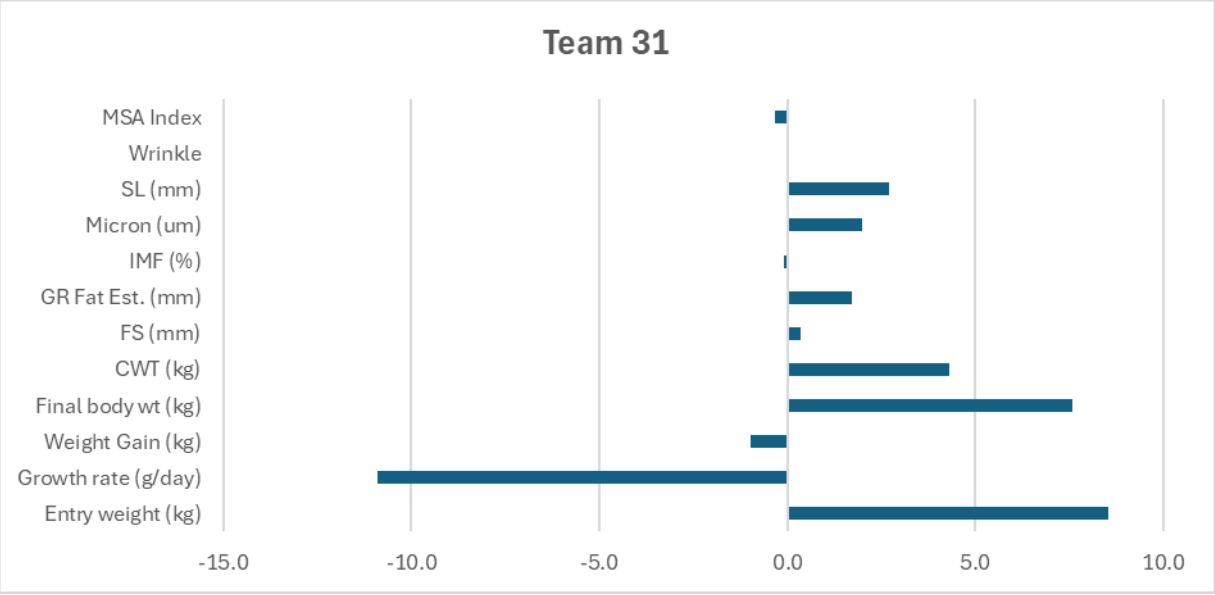

Team 33 - Winter Drop						
	Actual	Dev (within Age)	Overall Ave	*Autumn Ave*	Winter Ave	*Spring Ave*
Entry weight (kg)	45.1	2.4	42.7kg	*50.0kg*	42.7kg	*40.4kg*
Growth rate (g/day)	237.5	19.6	220g/day	*211.4g/day*	217.9g/day	*225.5g/day*
Weight Gain (kg)	21.1	1.7	19.5kg	*18.8kg*	19.4kg	*20.1kg*
Final body wt (kg)	66.2	4.1	62.3kg	*68.8kg*	62.1kg	*60.5kg*
CWT (kg)	30.9	1.8	29.0kg	*32.3kg*	29.0kg	*28.1kg*
FS (mm)	3.5	0.4	3.2mm	*3.4mm*	3.2mm	*3.1mm*
GR Fat Est. (mm)	15.2	1.8	13.4mm	*14.6mm*	13.3mm	*13.1mm*
IMF (%)	4.92	-0.4	5.2%	*5.5%*	5.3%	*5.04%*
Micron (um)	18.7	0.7	18.0	*18.8*	18.0	*17.6*
SL (mm)	31.2	1.8	28.8mm	*24.4mm*	29.4	*28.0*
Wrinkle	3.1	0.7	2.4	*2.5*	2.4	*2.4*
MSA Index	60.5	-0.4	60.9	*61.0*	60.9	*60.7*

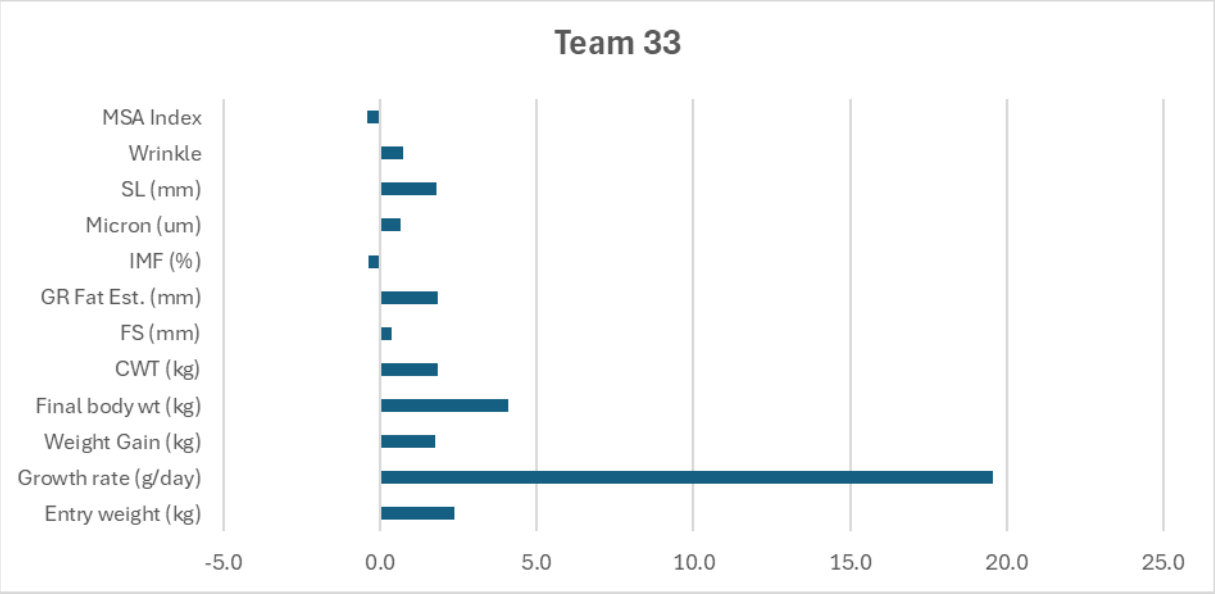

Team 34 - Autumn Drop						
	Actual	Dev (within Age)	Overall Ave	Autumn Ave	*Winter Ave*	*Spring Ave*
Entry weight (kg)	52.7	2.7	42.7kg	50.0kg	*42.7kg*	*40.4kg*
Growth rate (g/day)	188.4	-22.9	220g/day	211.4g/day	*217.9g/day*	*225.5g/day*
Weight Gain (kg)	16.8	-2.0	19.5kg	18.8kg	*19.4kg*	*20.1kg*
Final body wt (kg)	69.5	0.6	62.3kg	68.8kg	*62.1kg*	*60.5kg*
CWT (kg)	32.3	0.0	29.0kg	32.3kg	*29.0kg*	*28.1kg*
FS (mm)	3.4	-0.1	3.2mm	3.4mm	*3.2mm*	*3.1mm*
GR Fat Est. (mm)	14.4	-0.2	13.4mm	14.6mm	*13.3mm*	*13.1mm*
IMF (%)	5.45	-0.1	5.2%	5.5%	*5.3%*	*5.04%*
Micron (um)	18.4	-0.4	18.0	18.8	*18.0*	*17.6*
SL (mm)	30.0	1.6	28.8mm	24.4mm	*29.4*	*28.0*
Wrinkle	2.4	-0.1	2.4	2.5	*2.4*	*2.4*
MSA Index	60.9	-0.1	60.9	61.0	*60.9*	*60.7*

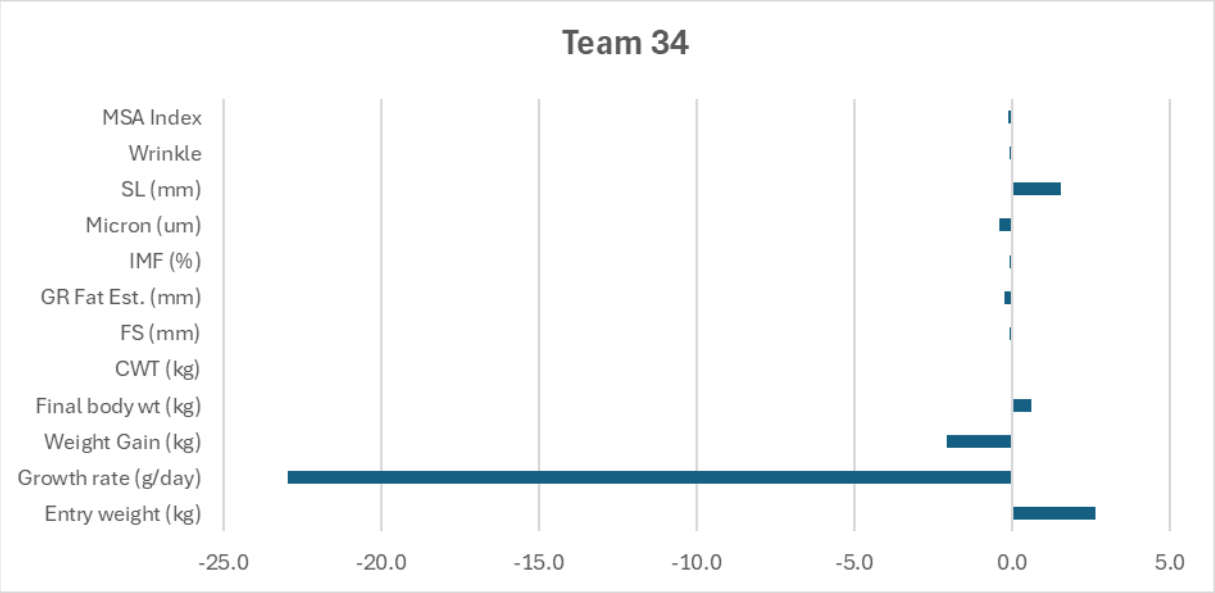

Team 35 - Spring Drop						
	Actual	**Dev (within Age)**	**Overall Ave**	*Autumn Ave*	*Winter Ave*	**Spring Ave**
Entry weight (kg)	44.3	3.9	42.7kg	*50.0kg*	*42.7kg*	40.4kg
Growth rate (g/day)	246.4	20.9	220g/day	*211.4g/day*	*217.9g/day*	225.5g/day
Weight Gain (kg)	21.9	1.8	19.5kg	*18.8kg*	*19.4kg*	20.1kg
Final body wt (kg)	66.2	5.7	62.3kg	*68.8kg*	*62.1kg*	60.5kg
CWT (kg)	30.8	2.7	29.0kg	*32.3kg*	*29.0kg*	28.1kg
FS (mm)	3.4	0.2	3.2mm	*3.4mm*	*3.2mm*	3.1mm
GR Fat Est. (mm)	14.3	1.2	13.4mm	*14.6mm*	*13.3mm*	13.1mm
IMF (%)	5.29	0.3	5.2%	*5.5%*	*5.3%*	5.04%
Micron (um)	17.3	-0.3	18.0	*18.8*	*18.0*	17.6
SL (mm)	29.3	1.3	28.8mm	*24.4mm*	*29.4*	28.0
Wrinkle	2.8	0.4	2.4	*2.5*	*2.4*	2.4
MSA Index	60.8	0.1	60.9	*61.0*	*60.9*	60.7

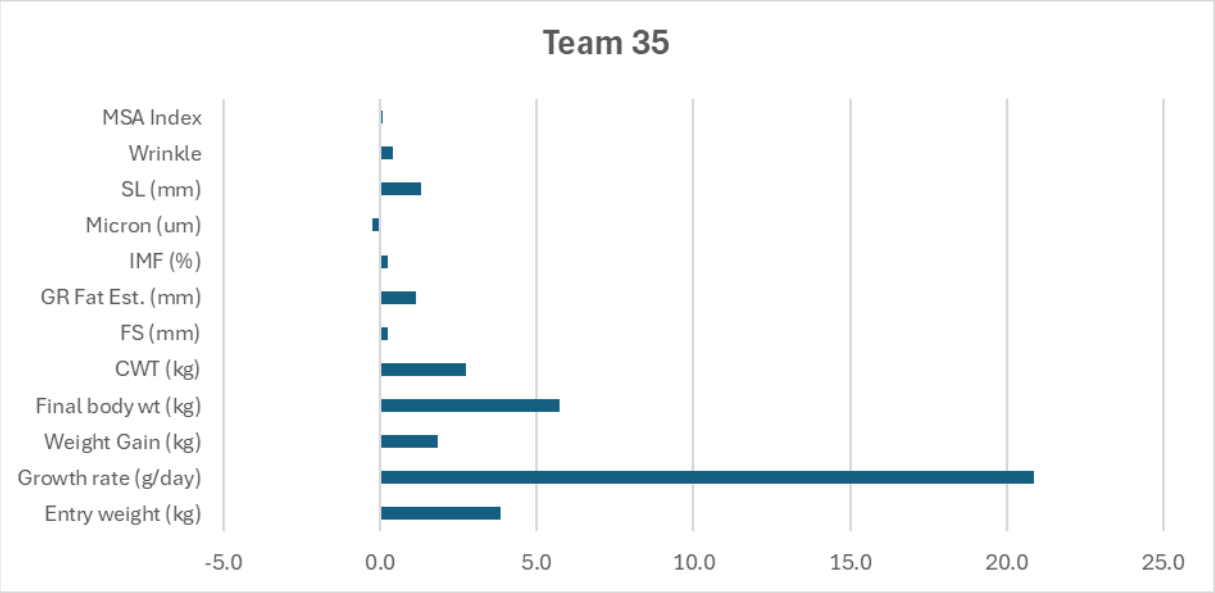

Team 36 - Winter Drop						
	Actual	Dev (within Age)	Overall Ave	*Autumn Ave*	Winter Ave	*Spring Ave*
Entry weight (kg)	42.7	0.0	42.7kg	*50.0kg*	42.7kg	*40.4kg*
Growth rate (g/day)	188.4	-29.5	220g/day	*211.4g/day*	217.9g/day	*225.5g/day*
Weight Gain (kg)	16.8	-2.6	19.5kg	*18.8kg*	19.4kg	*20.1kg*
Final body wt (kg)	59.4	-2.7	62.3kg	*68.8kg*	62.1kg	*60.5kg*
CWT (kg)	27.7	-1.3	29.0kg	*32.3kg*	29.0kg	*28.1kg*
FS (mm)	2.9	-0.3	3.2mm	*3.4mm*	3.2mm	*3.1mm*
GR Fat Est. (mm)	11.8	-1.5	13.4mm	*14.6mm*	13.3mm	*13.1mm*
IMF (%)	5.13	-0.2	5.2%	*5.5%*	5.3%	*5.04%*
Micron (um)	17.4	-0.6	18.0	*18.8*	18.0	*17.6*
SL (mm)	28.6	-0.8	28.8mm	*24.4mm*	29.4	*28.0*
Wrinkle	2.3	-0.1	2.4	*2.5*	2.4	*2.4*
MSA Index	60.8	-0.1	60.9	*61.0*	60.9	*60.7*

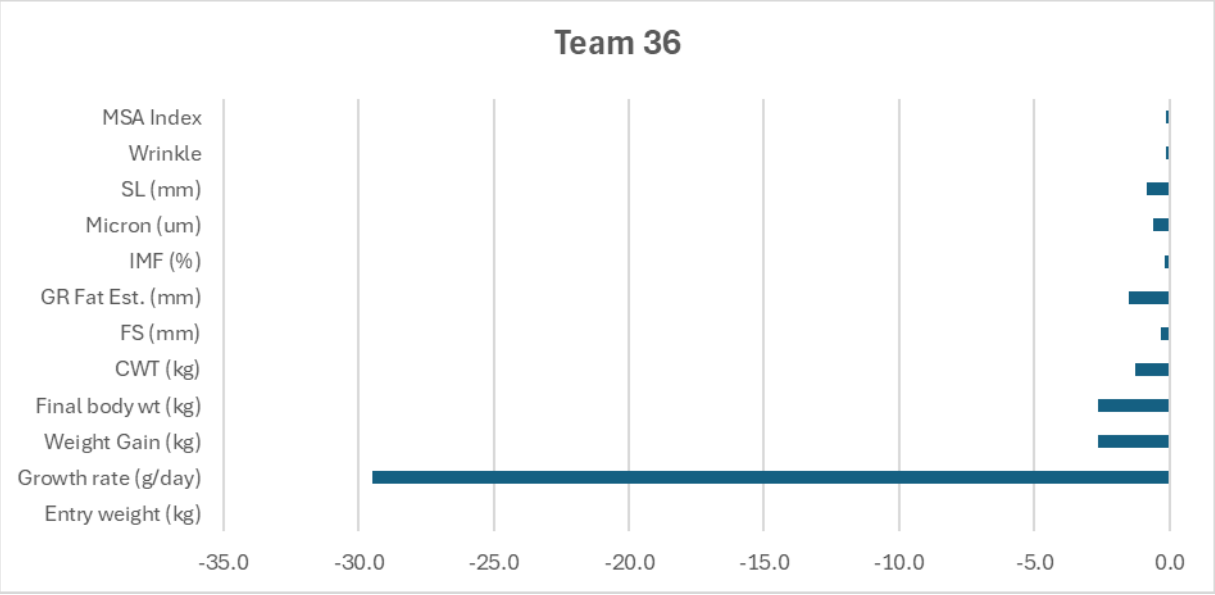

Team 37 - Winter Drop						
	Actual	Dev (within Age)	Overall Ave	*Autumn Ave*	Winter Ave	*Spring Ave*
Entry weight (kg)	38.9	-3.8	42.7kg	*50.0kg*	42.7kg	*40.4kg*
Growth rate (g/day)	221.7	3.8	220g/day	*211.4g/day*	217.9g/day	*225.5g/day*
Weight Gain (kg)	19.7	0.3	19.5kg	*18.8kg*	19.4kg	*20.1kg*
Final body wt (kg)	58.6	-3.5	62.3kg	*68.8kg*	62.1kg	*60.5kg*
CWT (kg)	26.5	-2.6	29.0kg	*32.3kg*	29.0kg	*28.1kg*
FS (mm)	3.0	-0.2	3.2mm	*3.4mm*	3.2mm	*3.1mm*
GR Fat Est. (mm)	12.5	-0.8	13.4mm	*14.6mm*	13.3mm	*13.1mm*
IMF (%)	5.11	-0.2	5.2%	*5.5%*	5.3%	*5.04%*
Micron (um)	17.5	-0.6	18.0	*18.8*	18.0	*17.6*
SL (mm)	26.7	-2.7	28.8mm	*24.4mm*	29.4	*28.0*
Wrinkle	2.5	0.1	2.4	*2.5*	2.4	*2.4*
MSA Index	60.9	0.0	60.9	*61.0*	60.9	*60.7*

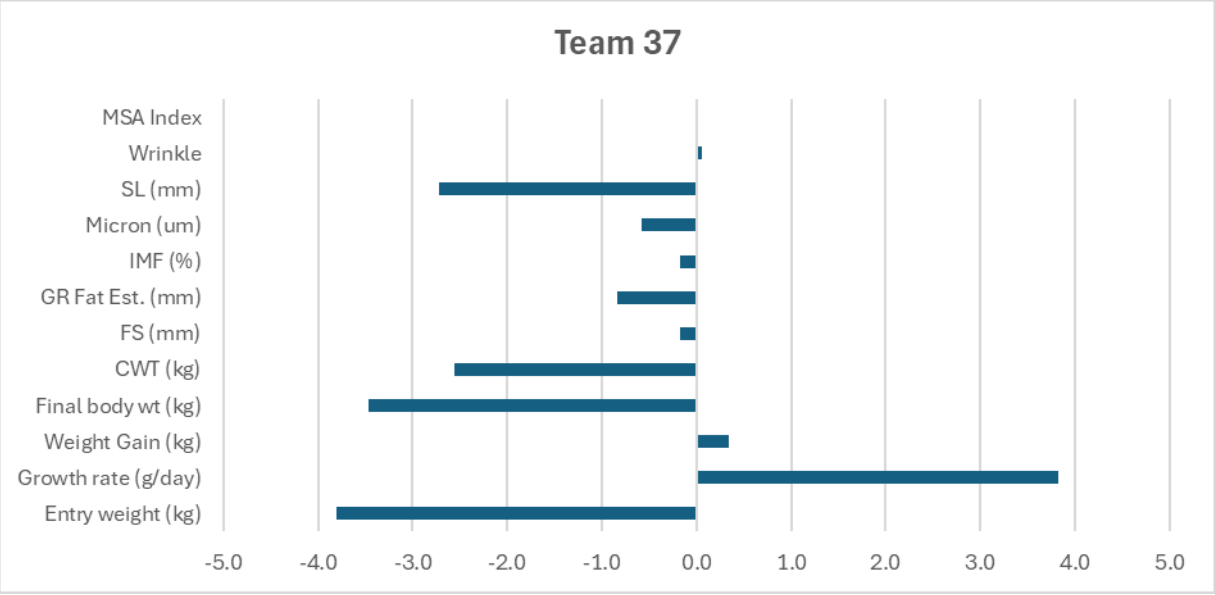

Team 38 - Winter Drop						
	Actual	Dev (within Age)	Overall Ave	*Autumn Ave*	Winter Ave	*Spring Ave*
Entry weight (kg)	37.1	-5.6	42.7kg	*50.0kg*	42.7kg	*40.4kg*
Growth rate (g/day)	240.4	22.5	220g/day	*211.4g/day*	217.9g/day	*225.5g/day*
Weight Gain (kg)	21.4	2.0	19.5kg	*18.8kg*	19.4kg	*20.1kg*
Final body wt (kg)	58.5	-3.6	62.3kg	*68.8kg*	62.1kg	*60.5kg*
CWT (kg)	27.5	-1.5	29.0kg	*32.3kg*	29.0kg	*28.1kg*
FS (mm)	3.0	-0.2	3.2mm	*3.4mm*	3.2mm	*3.1mm*
GR Fat Est. (mm)	12.5	-0.8	13.4mm	*14.6mm*	13.3mm	*13.1mm*
IMF (%)	4.99	-0.3	5.2%	*5.5%*	5.3%	*5.04%*
Micron (um)	19.5	1.4	18.0	*18.8*	18.0	*17.6*
SL (mm)	28.6	-0.8	28.8mm	*24.4mm*	29.4	*28.0*
Wrinkle	2.4	0.0	2.4	*2.5*	2.4	*2.4*
MSA Index	60.7	-0.2	60.9	*61.0*	60.9	*60.7*

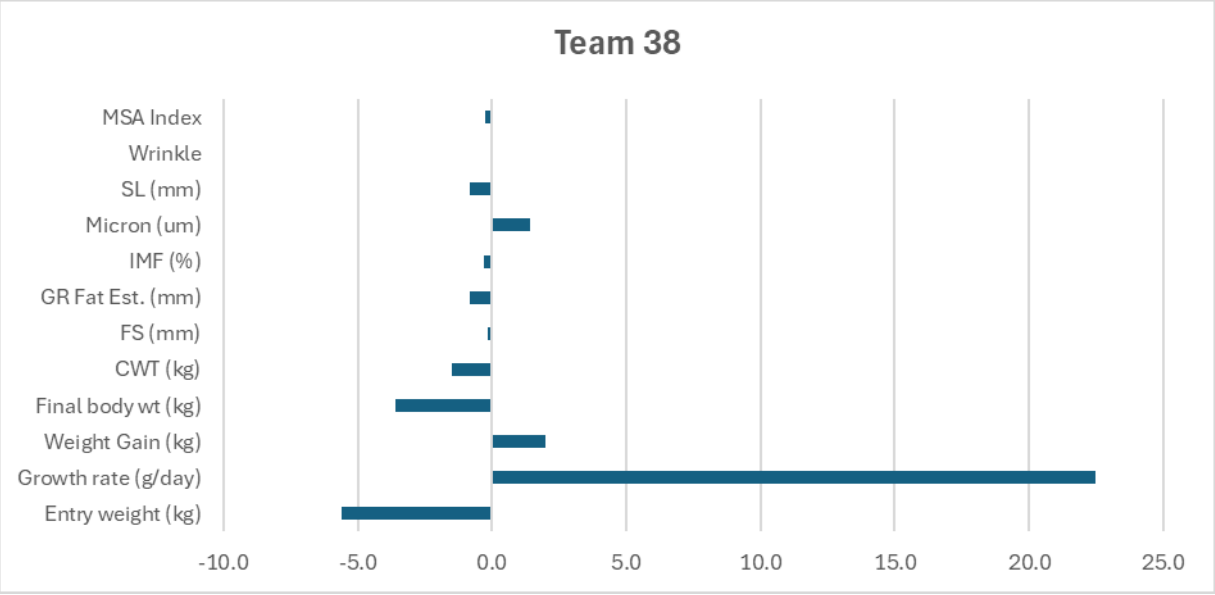

Team 39 - Winter Drop						
	Actual	Dev (within Age)	Overall Ave	*Autumn Ave*	Winter Ave	*Spring Ave*
Entry weight (kg)	38.7	-4.0	42.7kg	*50.0kg*	42.7kg	*40.4kg*
Growth rate (g/day)	237.2	19.3	220g/day	*211.4g/day*	217.9g/day	*225.5g/day*
Weight Gain (kg)	21.1	1.7	19.5kg	*18.8kg*	19.4kg	*20.1kg*
Final body wt (kg)	59.8	-2.3	62.3kg	*68.8kg*	62.1kg	*60.5kg*
CWT (kg)	28.7	-0.4	29.0kg	*32.3kg*	29.0kg	*28.1kg*
FS (mm)	3.3	0.1	3.2mm	*3.4mm*	3.2mm	*3.1mm*
GR Fat Est. (mm)	13.9	0.6	13.4mm	*14.6mm*	13.3mm	*13.1mm*
IMF (%)	6.08	0.8	5.2%	*5.5%*	5.3%	*5.04%*
Micron (um)	17.7	-0.3	18.0	*18.8*	18.0	*17.6*
SL (mm)	25.0	-4.4	28.8mm	*24.4mm*	29.4	*28.0*
Wrinkle	2.0	-0.4	2.4	*2.5*	2.4	*2.4*
MSA Index	61.8	0.9	60.9	*61.0*	60.9	*60.7*

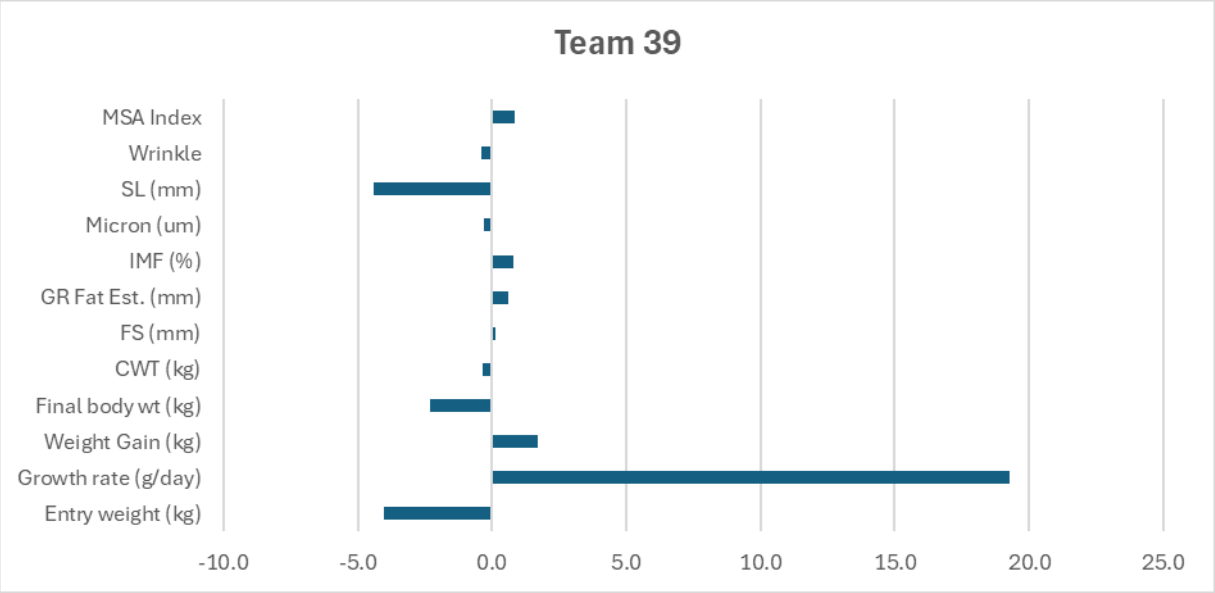

Team 40 - Spring Drop						
	Actual	**Dev (within Age)**	**Overall Ave**	*Autumn Ave*	*Winter Ave*	**Spring Ave**
Entry weight (kg)	46.3	5.9	42.7kg	*50.0kg*	*42.7kg*	40.4kg
Growth rate (g/day)	238.1	12.6	220g/day	*211.4g/day*	*217.9g/day*	225.5g/day
Weight Gain (kg)	21.2	1.1	19.5kg	*18.8kg*	*19.4kg*	20.1kg
Final body wt (kg)	67.5	7.0	62.3kg	*68.8kg*	*62.1kg*	60.5kg
CWT (kg)	31.2	3.2	29.0kg	*32.3kg*	*29.0kg*	28.1kg
FS (mm)	3.2	0.1	3.2mm	*3.4mm*	*3.2mm*	3.1mm
GR Fat Est. (mm)	13.7	0.5	13.4mm	*14.6mm*	*13.3mm*	13.1mm
IMF (%)	4.70	-0.3	5.2%	*5.5%*	*5.3%*	5.04%
Micron (um)	17.2	-0.4	18.0	*18.8*	*18.0*	17.6
SL (mm)	24.2	-3.7	28.8mm	*24.4mm*	*29.4*	28.0
Wrinkle	2.4	0.0	2.4	*2.5*	*2.4*	2.4
MSA Index	60.2	-0.6	60.9	*61.0*	*60.9*	60.7

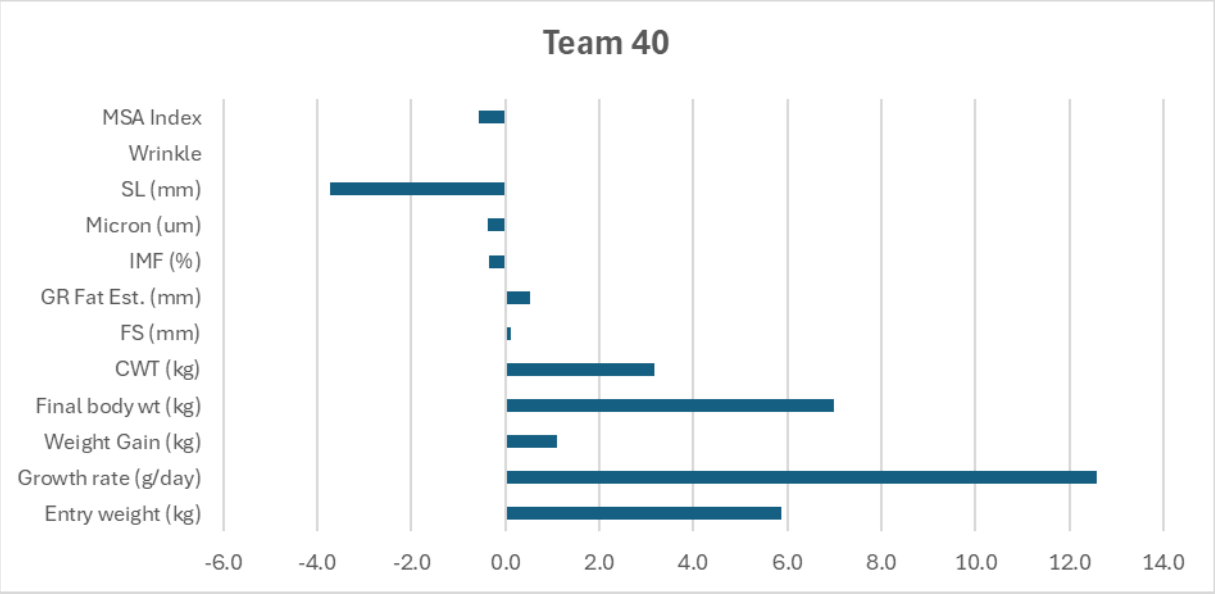

Team 41 - Spring Drop						
	Actual	Dev (within Age)	Overall Ave	*Autumn Ave*	*Winter Ave*	Spring Ave
Entry weight (kg)	50.2	9.8	42.7kg	*50.0kg*	*42.7kg*	40.4kg
Growth rate (g/day)	215.6	-9.9	220g/day	*211.4g/day*	*217.9g/day*	225.5g/day
Weight Gain (kg)	19.2	-0.9	19.5kg	*18.8kg*	*19.4kg*	20.1kg
Final body wt (kg)	69.4	8.9	62.3kg	*68.8kg*	*62.1kg*	60.5kg
CWT (kg)	32.6	4.6	29.0kg	*32.3kg*	*29.0kg*	28.1kg
FS (mm)	3.4	0.3	3.2mm	*3.4mm*	*3.2mm*	3.1mm
GR Fat Est. (mm)	14.4	1.3	13.4mm	*14.6mm*	*13.3mm*	13.1mm
IMF (%)	4.78	-0.3	5.2%	*5.5%*	*5.3%*	5.04%
Micron (um)	18.1	0.5	18.0	*18.8*	*18.0*	17.6
SL (mm)	31.7	3.7	28.8mm	*24.4mm*	*29.4*	28.0
Wrinkle	1.9	-0.4	2.4	*2.5*	*2.4*	2.4
MSA Index	60.2	-0.6	60.9	*61.0*	*60.9*	60.7

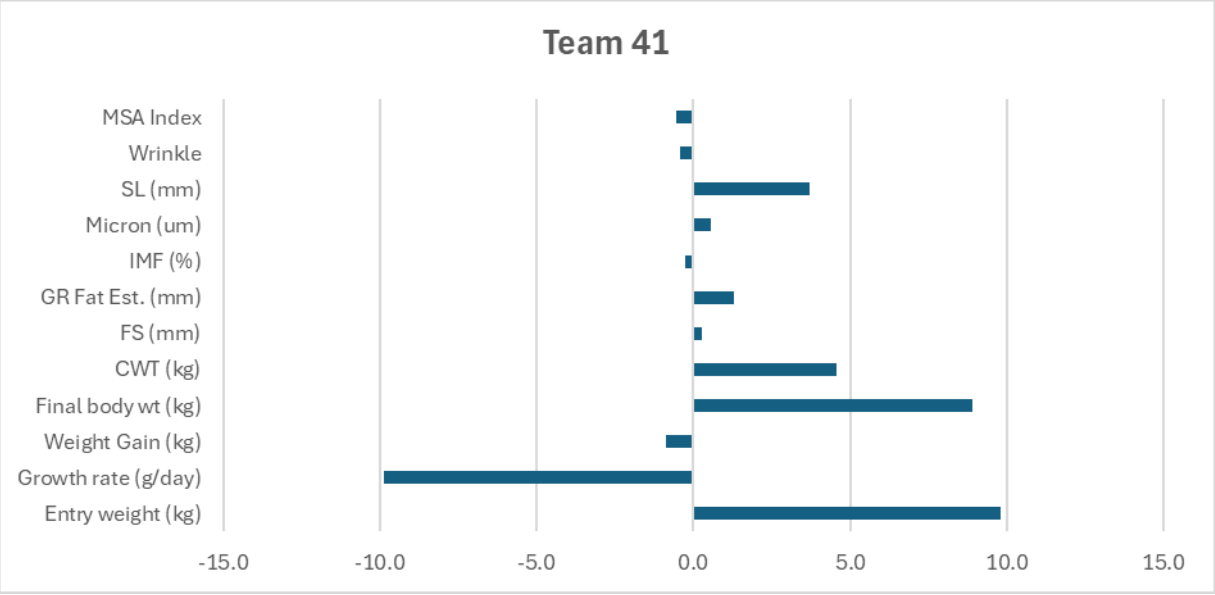

Team 42 - Spring Drop						
	Actual	**Dev (within Age)**	**Overall Ave**	*Autumn Ave*	*Winter Ave*	**Spring Ave**
Entry weight (kg)	31.3	-9.1	42.7kg	*50.0kg*	*42.7kg*	40.4kg
Growth rate (g/day)	201.8	-23.7	220g/day	*211.4g/day*	*217.9g/day*	225.5g/day
Weight Gain (kg)	18.0	-2.1	19.5kg	*18.8kg*	*19.4kg*	20.1kg
Final body wt (kg)	49.3	-11.2	62.3kg	*68.8kg*	*62.1kg*	60.5kg
CWT (kg)	22.7	-5.4	29.0kg	*32.3kg*	*29.0kg*	28.1kg
FS (mm)	2.7	-0.4	3.2mm	*3.4mm*	*3.2mm*	3.1mm
GR Fat Est. (mm)	11.0	-2.2	13.4mm	*14.6mm*	*13.3mm*	13.1mm
IMF (%)	4.58	-0.5	5.2%	*5.5%*	*5.3%*	5.04%
Micron (um)	16.1	-1.5	18.0	*18.8*	*18.0*	17.6
SL (mm)	25.4	-2.6	28.8mm	*24.4mm*	*29.4*	28.0
Wrinkle	2.3	0.0	2.4	*2.5*	*2.4*	2.4
MSA Index	60.6	-0.2	60.9	*61.0*	*60.9*	60.7

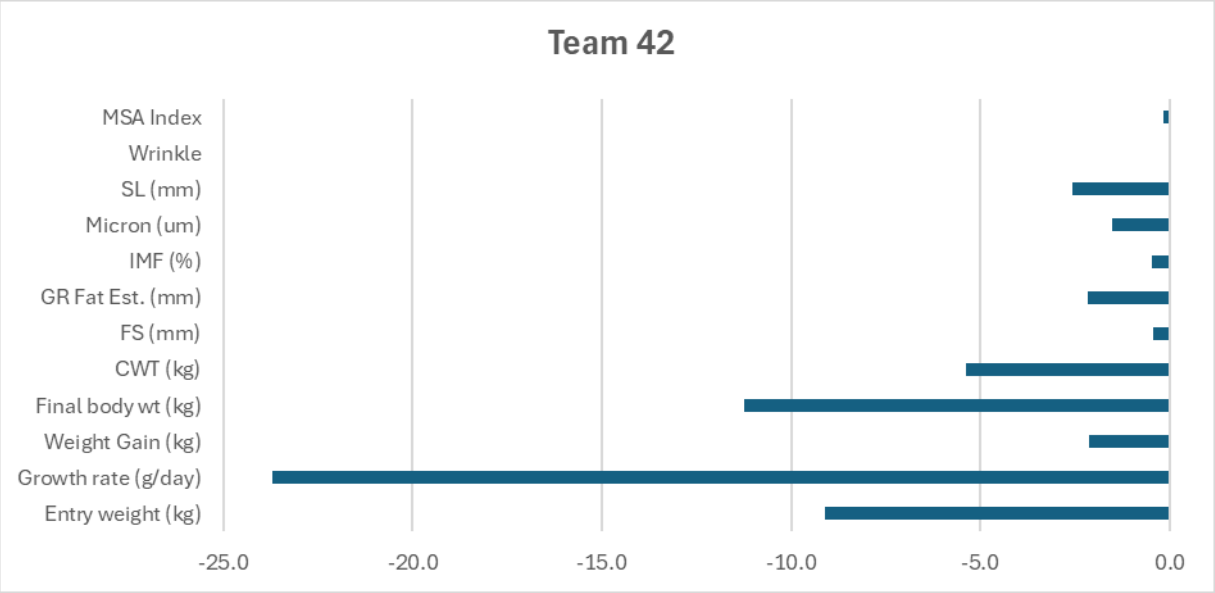

Team 43 - Spring Drop						
	Actual	**Dev (within Age)**	**Overall Ave**	*Autumn Ave*	*Winter Ave*	**Spring Ave**
Entry weight (kg)	40.5	0.1	42.7kg	*50.0kg*	*42.7kg*	40.4kg
Growth rate (g/day)	247.7	22.1	220g/day	*211.4g/day*	*217.9g/day*	225.5g/day
Weight Gain (kg)	22.0	2.0	19.5kg	*18.8kg*	*19.4kg*	20.1kg
Final body wt (kg)	62.5	2.0	62.3kg	*68.8kg*	*62.1kg*	60.5kg
CWT (kg)	29.9	1.8	29.0kg	*32.3kg*	*29.0kg*	28.1kg
FS (mm)	3.3	0.2	3.2mm	*3.4mm*	*3.2mm*	3.1mm
GR Fat Est. (mm)	14.2	1.0	13.4mm	*14.6mm*	*13.3mm*	13.1mm
IMF (%)	5.18	0.1	5.2%	*5.5%*	*5.3%*	5.04%
Micron (um)	18.5	1.0	18.0	*18.8*	*18.0*	17.6
SL (mm)	28.3	0.4	28.8mm	*24.4mm*	*29.4*	28.0
Wrinkle	1.5	-0.9	2.4	*2.5*	*2.4*	2.4
MSA Index	60.8	0.0	60.9	*61.0*	*60.9*	60.7

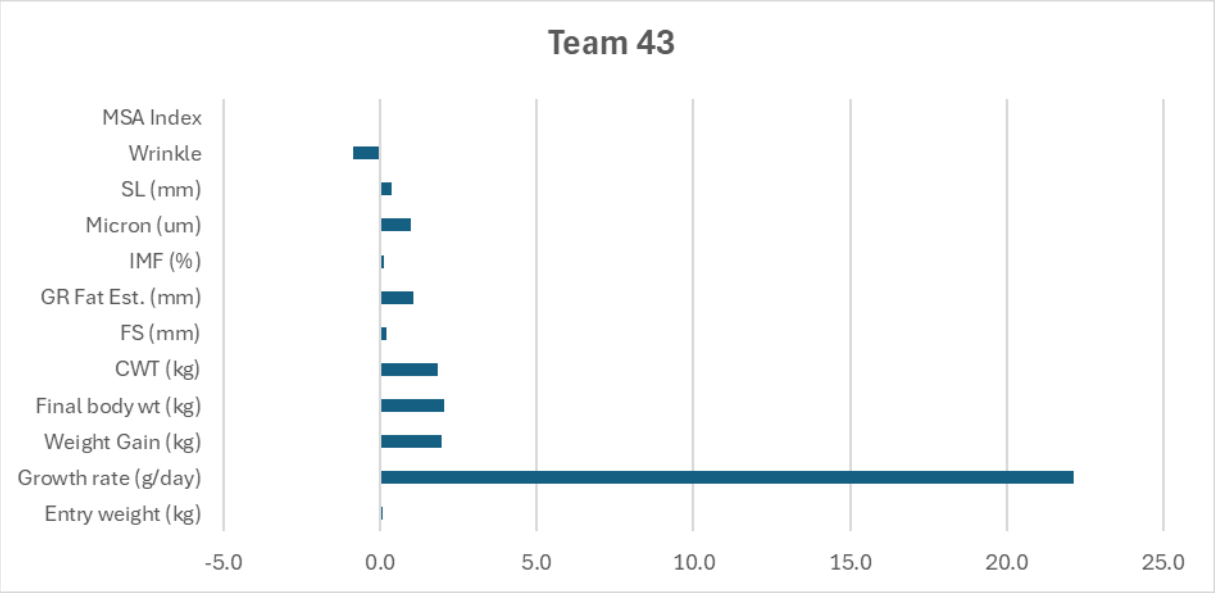

Team 44 - Spring Drop						
	Actual	Dev (within Age)	Overall Ave	*Autumn Ave*	*Winter Ave*	Spring Ave
Entry weight (kg)	40.1	-0.3	42.7kg	*50.0kg*	*42.7kg*	40.4kg
Growth rate (g/day)	241.1	15.6	220g/day	*211.4g/day*	*217.9g/day*	225.5g/day
Weight Gain (kg)	21.5	1.4	19.5kg	*18.8kg*	*19.4kg*	20.1kg
Final body wt (kg)	61.5	1.0	62.3kg	*68.8kg*	*62.1kg*	60.5kg
CWT (kg)	27.5	-0.6	29.0kg	*32.3kg*	*29.0kg*	28.1kg
FS (mm)	3.0	-0.1	3.2mm	*3.4mm*	*3.2mm*	3.1mm
GR Fat Est. (mm)	12.5	-0.6	13.4mm	*14.6mm*	*13.3mm*	13.1mm
IMF (%)	4.88	-0.2	5.2%	*5.5%*	*5.3%*	5.04%
Micron (um)	17.1	-0.5	18.0	*18.8*	*18.0*	17.6
SL (mm)	23.8	-4.2	28.8mm	*24.4mm*	*29.4*	28.0
Wrinkle	2.5	0.1	2.4	*2.5*	*2.4*	2.4
MSA Index	60.6	-0.1	60.9	*61.0*	*60.9*	60.7

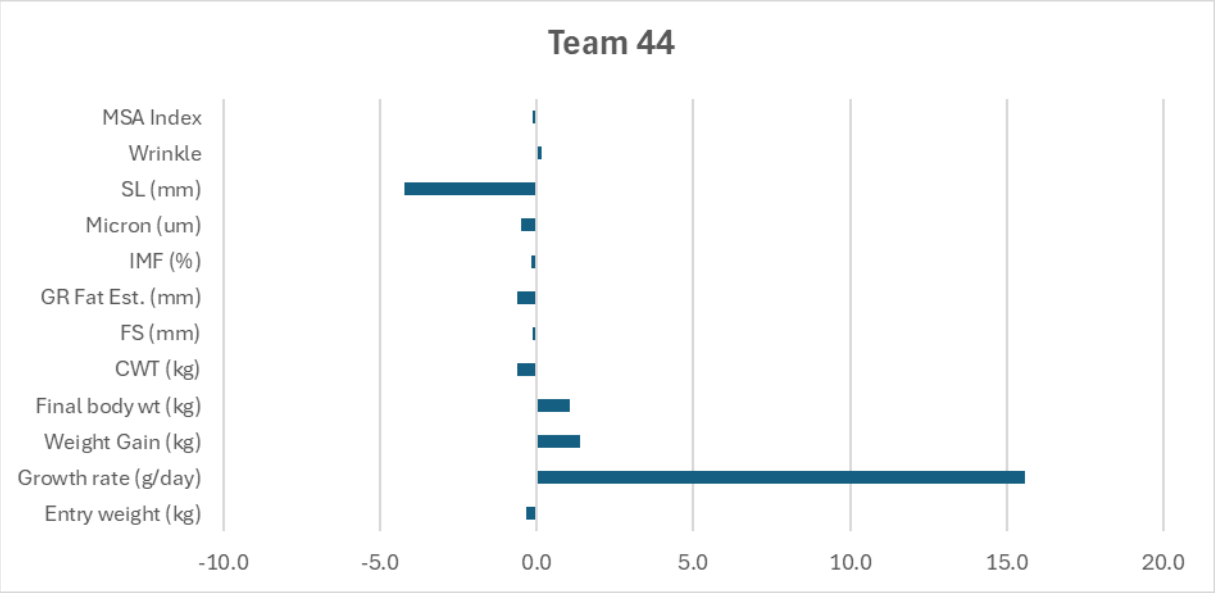

Team 45 - Spring Drop						
	Actual	Dev (within Age)	Overall Ave	*Autumn Ave*	*Winter Ave*	Spring Ave
Entry weight (kg)	33.9	-6.5	42.7kg	*50.0kg*	*42.7kg*	40.4kg
Growth rate (g/day)	281.6	56.1	220g/day	*211.4g/day*	*217.9g/day*	225.5g/day
Weight Gain (kg)	25.1	5.0	19.5kg	*18.8kg*	*19.4kg*	20.1kg
Final body wt (kg)	59.0	-1.5	62.3kg	*68.8kg*	*62.1kg*	60.5kg
CWT (kg)	25.7	-2.4	29.0kg	*32.3kg*	*29.0kg*	28.1kg
FS (mm)	3.0	-0.1	3.2mm	*3.4mm*	*3.2mm*	3.1mm
GR Fat Est. (mm)	12.5	-0.6	13.4mm	*14.6mm*	*13.3mm*	13.1mm
IMF (%)	4.58	-0.5	5.2%	*5.5%*	*5.3%*	5.04%
Micron (um)	16.7	-0.8	18.0	*18.8*	*18.0*	17.6
SL (mm)	23.1	-4.8	28.8mm	*24.4mm*	*29.4*	28.0
Wrinkle	2.8	0.4	2.4	*2.5*	*2.4*	2.4
MSA Index	60.4	-0.3	60.9	*61.0*	*60.9*	60.7

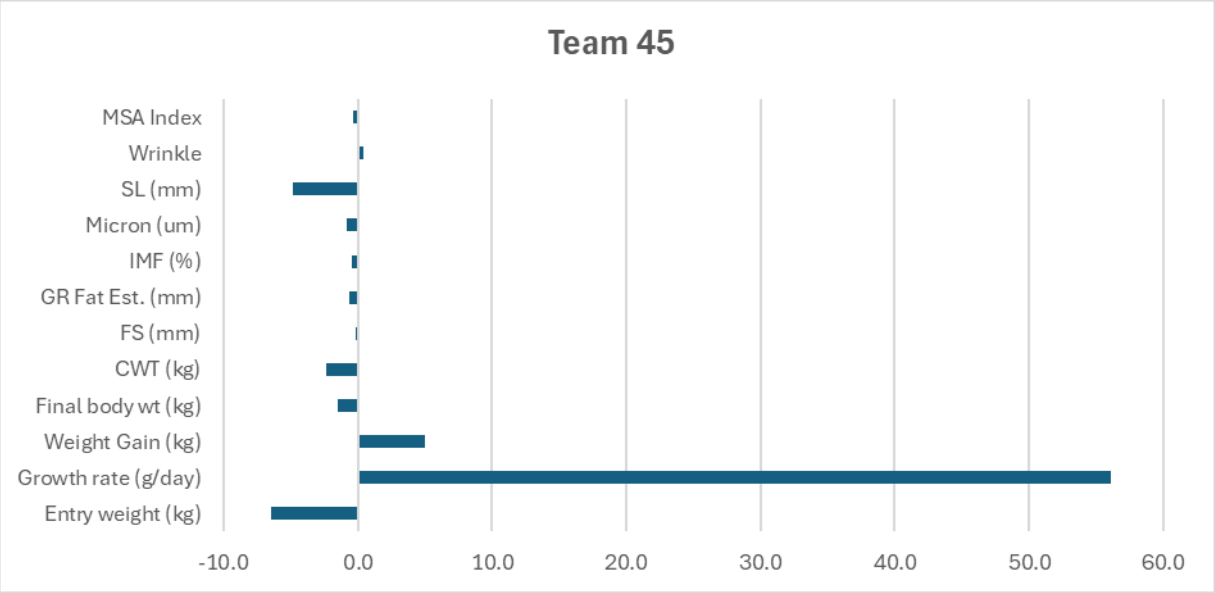

Team 46 - Winter Drop						
	Actual	Dev (within Age)	Overall Ave	*Autumn Ave*	Winter Ave	*Spring Ave*
Entry weight (kg)	30.9	-11.8	42.7kg	*50.0kg*	42.7kg	*40.4kg*
Growth rate (g/day)	227.1	9.2	220g/day	*211.4g/day*	217.9g/day	*225.5g/day*
Weight Gain (kg)	20.2	0.8	19.5kg	*18.8kg*	19.4kg	*20.1kg*
Final body wt (kg)	51.1	-11.0	62.3kg	*68.8kg*	62.1kg	*60.5kg*
CWT (kg)	24.1	-4.9	29.0kg	*32.3kg*	29.0kg	*28.1kg*
FS (mm)	2.6	-0.5	3.2mm	*3.4mm*	3.2mm	*3.1mm*
GR Fat Est. (mm)	10.7	-2.6	13.4mm	*14.6mm*	13.3mm	*13.1mm*
IMF (%)	4.81	-0.5	5.2%	*5.5%*	5.3%	*5.04%*
Micron (um)	17.0	-1.0	18.0	*18.8*	18.0	*17.6*
SL (mm)	23.6	-5.8	28.8mm	*24.4mm*	29.4	*28.0*
Wrinkle	2.1	-0.3	2.4	*2.5*	2.4	*2.4*
MSA Index	60.7	-0.2	60.9	*61.0*	60.9	*60.7*

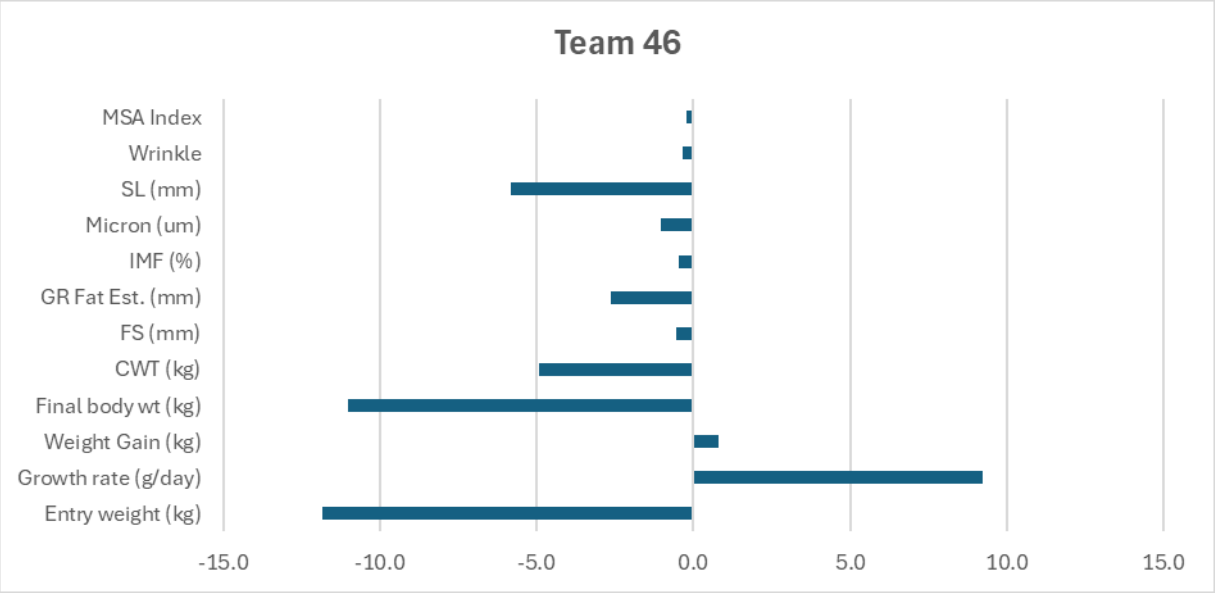

Team 47 - Spring Drop						
	Actual	Dev (within Age)	Overall Ave	*Autumn Ave*	*Winter Ave*	Spring Ave
Entry weight (kg)	47.5	7.1	42.7kg	*50.0kg*	*42.7kg*	40.4kg
Growth rate (g/day)	207.5	-18.0	220g/day	*211.4g/day*	*217.9g/day*	225.5g/day
Weight Gain (kg)	18.5	-1.6	19.5kg	*18.8kg*	*19.4kg*	20.1kg
Final body wt (kg)	66.0	5.5	62.3kg	*68.8kg*	*62.1kg*	60.5kg
CWT (kg)	32.3	4.2	29.0kg	*32.3kg*	*29.0kg*	28.1kg
FS (mm)	3.3	0.2	3.2mm	*3.4mm*	*3.2mm*	3.1mm
GR Fat Est. (mm)	14.2	1.0	13.4mm	*14.6mm*	*13.3mm*	13.1mm
IMF (%)	5.63	0.6	5.2%	*5.5%*	*5.3%*	5.04%
Micron (um)	18.0	0.5	18.0	*18.8*	*18.0*	17.6
SL (mm)	37.3	9.4	28.8mm	*24.4mm*	*29.4*	28.0
Wrinkle	1.7	-0.6	2.4	*2.5*	*2.4*	2.4
MSA Index	61.0	0.3	60.9	*61.0*	*60.9*	60.7

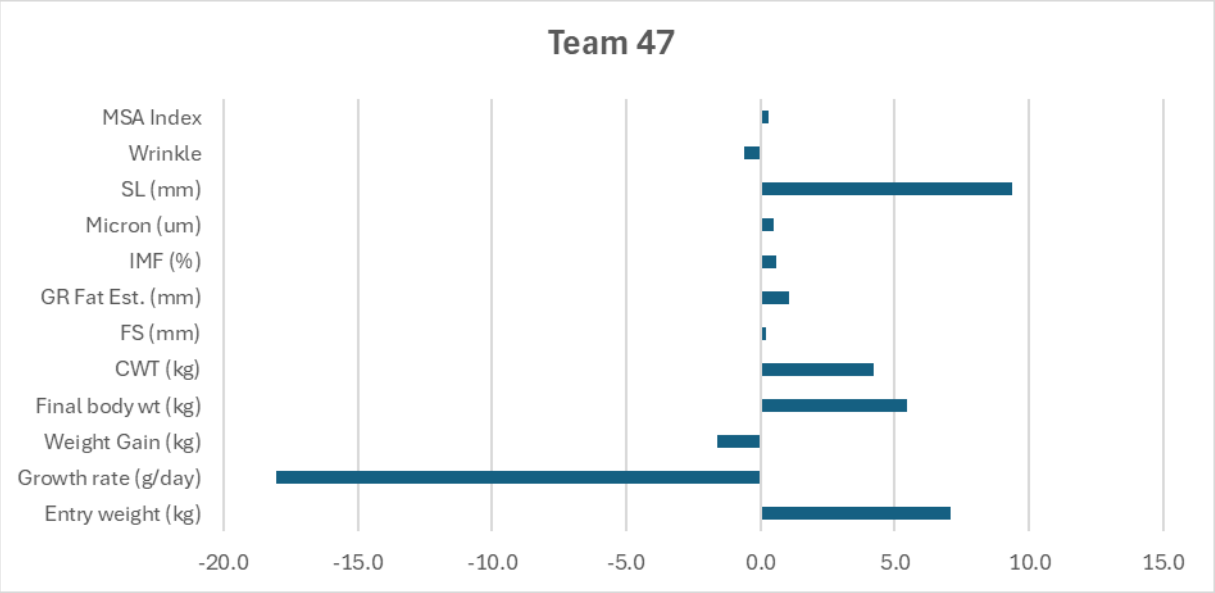

Team 48 - Winter Drop						
	Actual	Dev (within Age)	Overall Ave	*Autumn Ave*	Winter Ave	*Spring Ave*
Entry weight (kg)	34.6	-8.1	42.7kg	*50.0kg*	42.7kg	*40.4kg*
Growth rate (g/day)	210.2	-7.7	220g/day	*211.4g/day*	217.9g/day	*225.5g/day*
Weight Gain (kg)	18.7	-0.7	19.5kg	*18.8kg*	19.4kg	*20.1kg*
Final body wt (kg)	53.3	-8.8	62.3kg	*68.8kg*	62.1kg	*60.5kg*
CWT (kg)	24.7	-4.3	29.0kg	*32.3kg*	29.0kg	*28.1kg*
FS (mm)	2.9	-0.3	3.2mm	*3.4mm*	3.2mm	*3.1mm*
GR Fat Est. (mm)	12.1	-1.3	13.4mm	*14.6mm*	13.3mm	*13.1mm*
IMF (%)	5.38	0.1	5.2%	*5.5%*	5.3%	*5.04%*
Micron (um)	17.7	-0.4	18.0	*18.8*	18.0	*17.6*
SL (mm)	30.8	1.4	28.8mm	*24.4mm*	29.4	*28.0*
Wrinkle	3.1	0.7	2.4	*2.5*	2.4	*2.4*
MSA Index	61.3	0.4	60.9	*61.0*	60.9	*60.7*

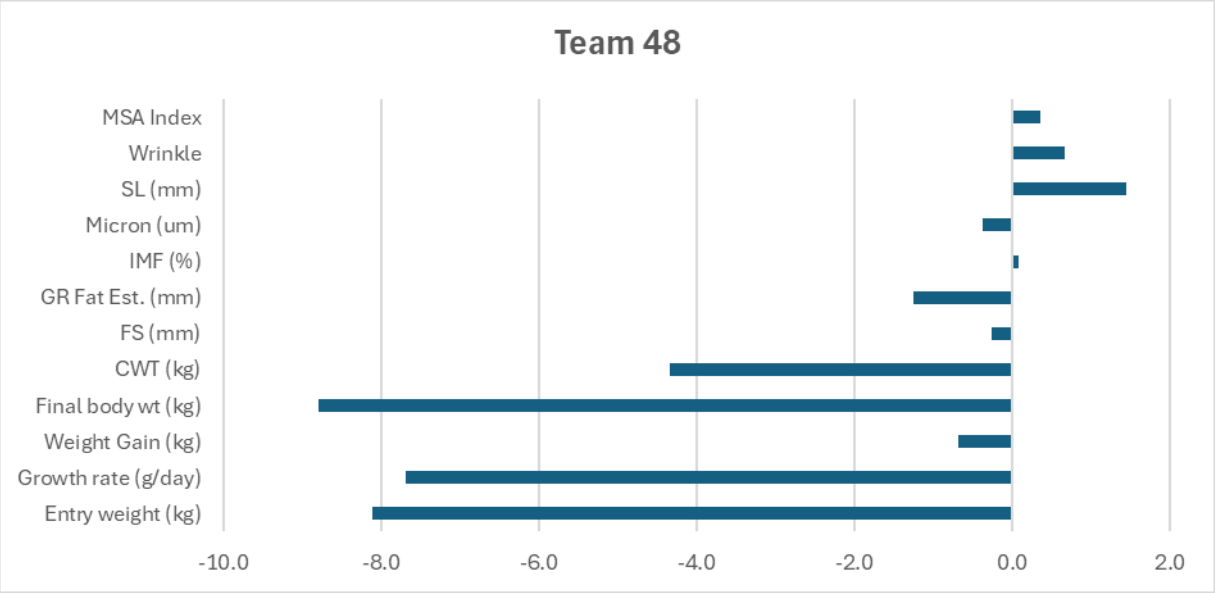

Team 49 - Autumn Drop						
	Actual	Dev (within Age)	Overall Ave	Autumn Ave	*Winter Ave*	*Spring Ave*
Entry weight (kg)	65.8	15.7	42.7kg	50.0kg	*42.7kg*	*40.4kg*
Growth rate (g/day)	151.3	-60.1	220g/day	211.4g/day	*217.9g/day*	*225.5g/day*
Weight Gain (kg)	13.5	-5.3	19.5kg	18.8kg	*19.4kg*	*20.1kg*
Final body wt (kg)	79.2	10.4	62.3kg	68.8kg	*62.1kg*	*60.5kg*
CWT (kg)	39.5	7.2	29.0kg	32.3kg	*29.0kg*	*28.1kg*
FS (mm)	4.2	0.8	3.2mm	3.4mm	*3.2mm*	*3.1mm*
GR Fat Est. (mm)	17.8	3.2	13.4mm	14.6mm	*13.3mm*	*13.1mm*
IMF (%)	5.99	0.5	5.2%	5.5%	*5.3%*	*5.04%*
Micron (um)	19.4	0.6	18.0	18.8	*18.0*	*17.6*
SL (mm)	28.9	0.5	28.8mm	24.4mm	*29.4*	*28.0*
Wrinkle	1.9	-0.6	2.4	2.5	*2.4*	*2.4*
MSA Index	61.0	0.1	60.9	61.0	*60.9*	*60.7*

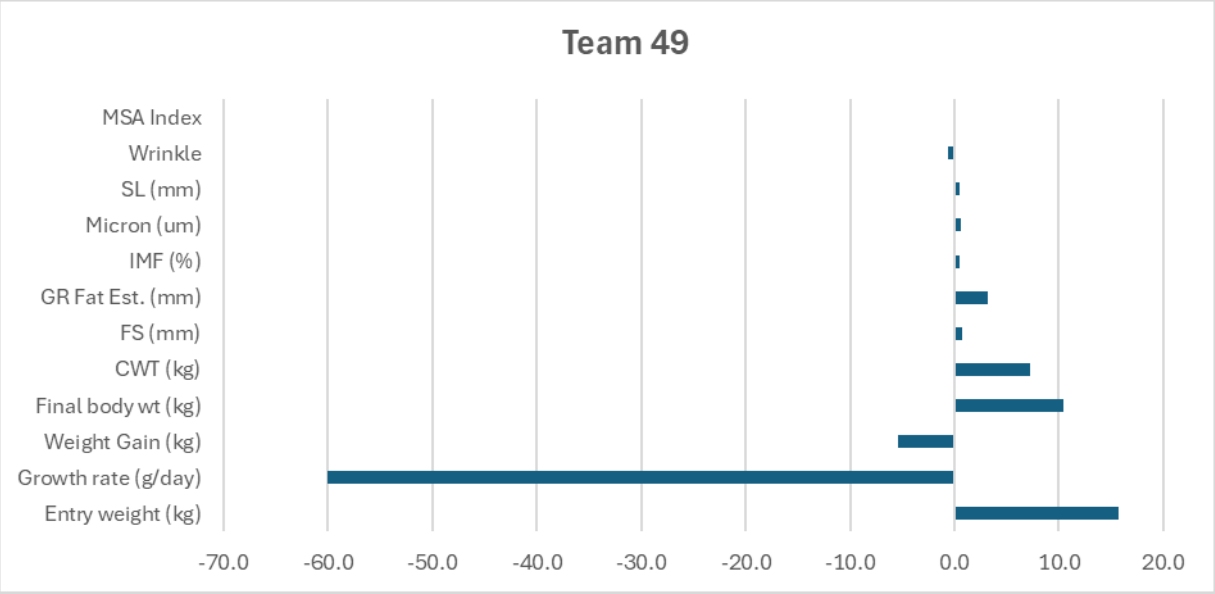

Team 50 - Spring Drop						
	Actual	Dev (within Age)	Overall Ave	*Autumn Ave*	*Winter Ave*	Spring Ave
Entry weight (kg)	38.0	-2.4	42.7kg	*50.0kg*	*42.7kg*	40.4kg
Growth rate (g/day)	208.3	-17.3	220g/day	*211.4g/day*	*217.9g/day*	225.5g/day
Weight Gain (kg)	18.5	-1.5	19.5kg	*18.8kg*	*19.4kg*	20.1kg
Final body wt (kg)	56.6	-3.9	62.3kg	*68.8kg*	*62.1kg*	60.5kg
CWT (kg)	26.2	-1.9	29.0kg	*32.3kg*	*29.0kg*	28.1kg
FS (mm)	2.9	-0.2	3.2mm	*3.4mm*	*3.2mm*	3.1mm
GR Fat Est. (mm)	12.1	-1.0	13.4mm	*14.6mm*	*13.3mm*	13.1mm
IMF (%)	5.14	0.1	5.2%	*5.5%*	*5.3%*	5.04%
Micron (um)	16.9	-0.6	18.0	*18.8*	*18.0*	17.6
SL (mm)	24.2	-3.7	28.8mm	*24.4mm*	*29.4*	28.0
Wrinkle	3.4	1.0	2.4	*2.5*	*2.4*	2.4
MSA Index	60.9	0.2	60.9	*61.0*	*60.9*	60.7

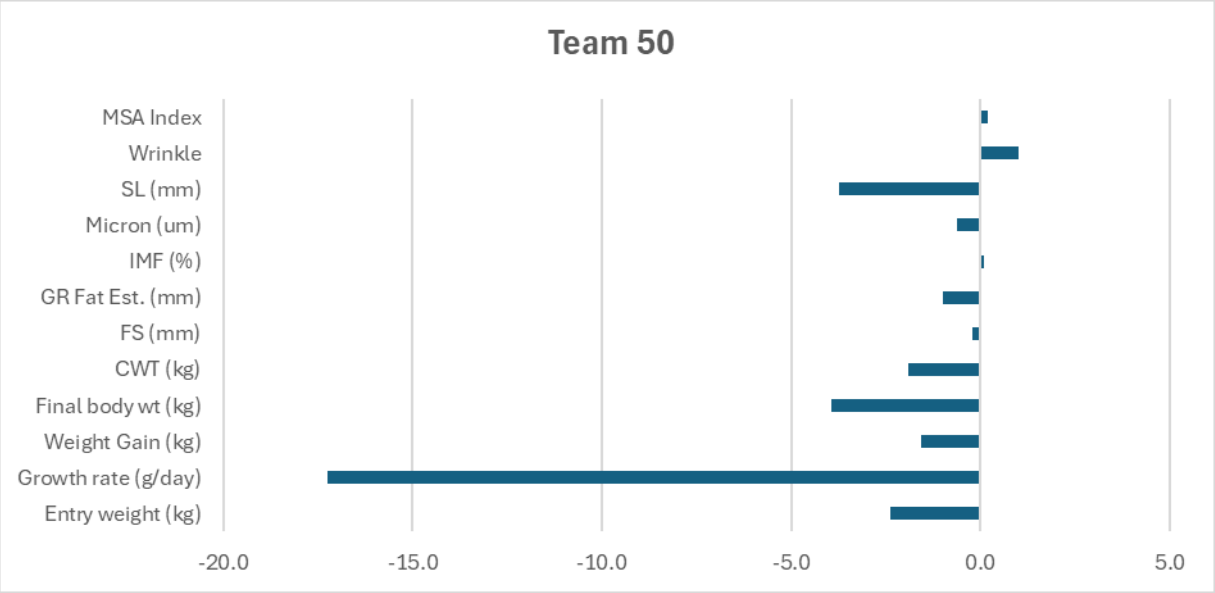

Team 51 - Spring Drop						
	Actual	Dev (within Age)	Overall Ave	*Autumn Ave*	*Winter Ave*	Spring Ave
Entry weight (kg)	46.5	6.1	42.7kg	*50.0kg*	*42.7kg*	40.4kg
Growth rate (g/day)	213.5	-12.0	220g/day	*211.4g/day*	*217.9g/day*	225.5g/day
Weight Gain (kg)	19.0	-1.1	19.5kg	*18.8kg*	*19.4kg*	20.1kg
Final body wt (kg)	65.5	5.0	62.3kg	*68.8kg*	*62.1kg*	60.5kg
CWT (kg)	30.6	2.5	29.0kg	*32.3kg*	*29.0kg*	28.1kg
FS (mm)	3.3	0.2	3.2mm	*3.4mm*	*3.2mm*	3.1mm
GR Fat Est. (mm)	14.0	0.9	13.4mm	*14.6mm*	*13.3mm*	13.1mm
IMF (%)	5.90	0.9	5.2%	*5.5%*	*5.3%*	5.04%
Micron (um)	18.0	0.4	18.0	*18.8*	*18.0*	17.6
SL (mm)	25.8	-2.2	28.8mm	*24.4mm*	*29.4*	28.0
Wrinkle	2.6	0.3	2.4	*2.5*	*2.4*	2.4
MSA Index	61.4	0.7	60.9	*61.0*	*60.9*	60.7

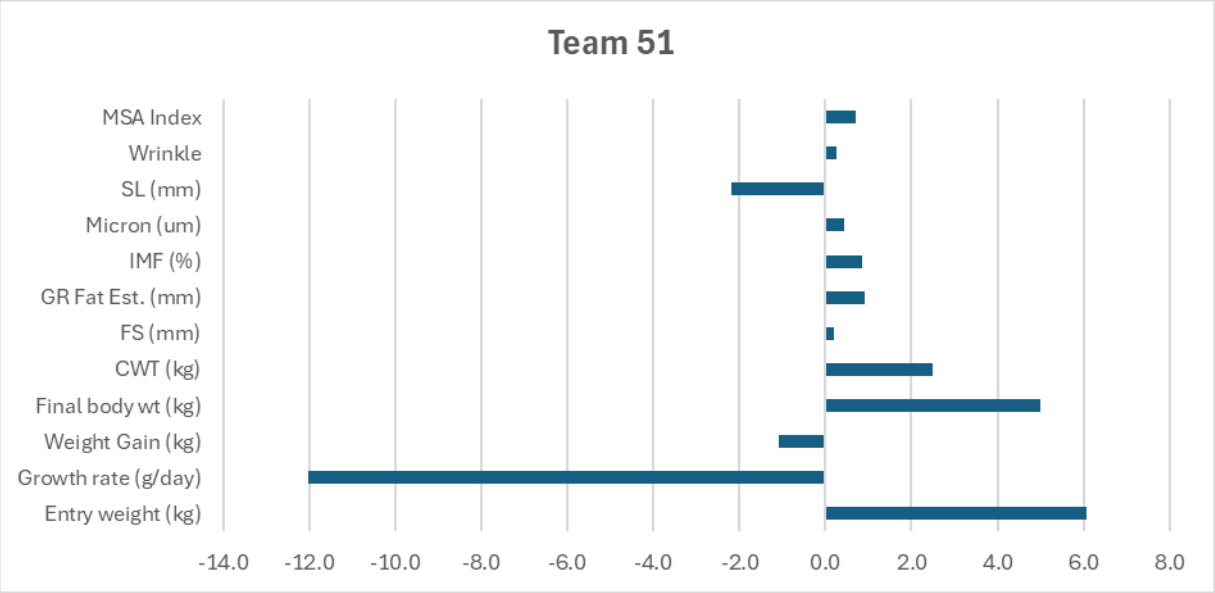

Team 52 - Spring Drop						
	Actual	Dev (within Age)	Overall Ave	*Autumn Ave*	*Winter Ave*	Spring Ave
Entry weight (kg)	36.1	-4.3	42.7kg	*50.0kg*	*42.7kg*	40.4kg
Growth rate (g/day)	229.1	3.6	220g/day	*211.4g/day*	*217.9g/day*	225.5g/day
Weight Gain (kg)	20.4	0.3	19.5kg	*18.8kg*	*19.4kg*	20.1kg
Final body wt (kg)	56.5	-4.0	62.3kg	*68.8kg*	*62.1kg*	60.5kg
CWT (kg)	26.3	-1.8	29.0kg	*32.3kg*	*29.0kg*	28.1kg
FS (mm)	2.9	-0.2	3.2mm	*3.4mm*	*3.2mm*	3.1mm
GR Fat Est. (mm)	11.9	-1.2	13.4mm	*14.6mm*	*13.3mm*	13.1mm
IMF (%)	5.14	0.1	5.2%	*5.5%*	*5.3%*	5.04%
Micron (um)	17.4	-0.2	18.0	*18.8*	*18.0*	17.6
SL (mm)	27.2	-0.7	28.8mm	*24.4mm*	*29.4*	28.0
Wrinkle	2.9	0.5	2.4	*2.5*	*2.4*	2.4
MSA Index	60.9	0.2	60.9	*61.0*	*60.9*	60.7

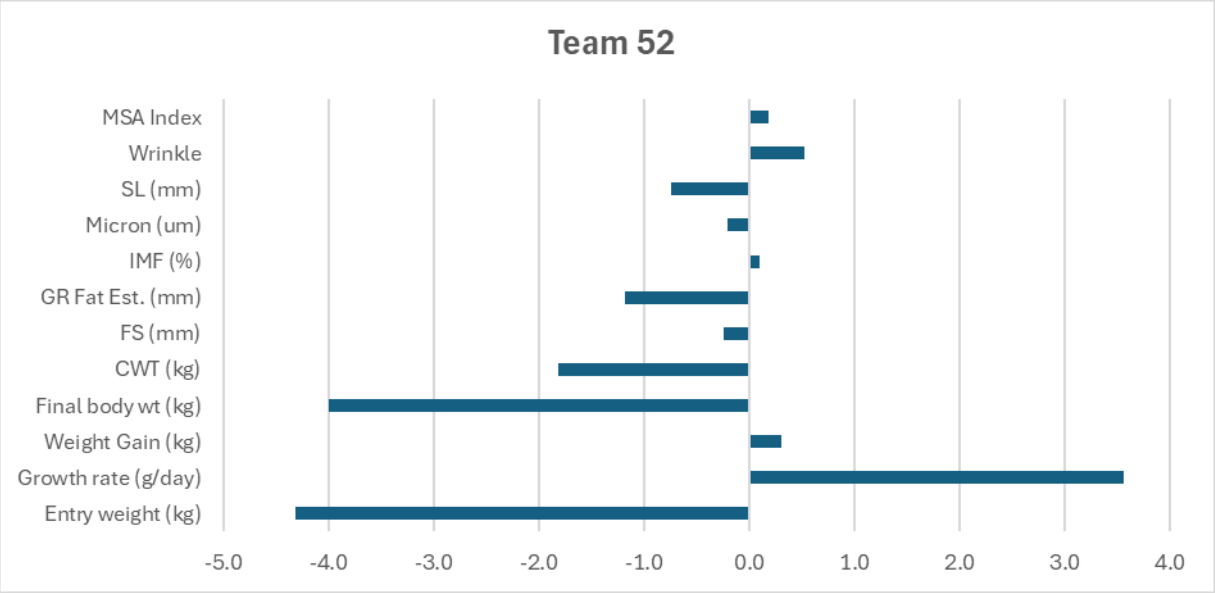

Team 53 - Winter Drop						
	Actual	Dev (within Age)	Overall Ave	*Autumn Ave*	Winter Ave	*Spring Ave*
Entry weight (kg)	46.4	3.7	42.7kg	*50.0kg*	42.7kg	*40.4kg*
Growth rate (g/day)	198.9	-19.0	220g/day	*211.4g/day*	217.9g/day	*225.5g/day*
Weight Gain (kg)	17.7	-1.7	19.5kg	*18.8kg*	19.4kg	*20.1kg*
Final body wt (kg)	64.1	2.0	62.3kg	*68.8kg*	62.1kg	*60.5kg*
CWT (kg)	29.1	0.1	29.0kg	*32.3kg*	29.0kg	*28.1kg*
FS (mm)	3.0	-0.2	3.2mm	*3.4mm*	3.2mm	*3.1mm*
GR Fat Est. (mm)	12.5	-0.8	13.4mm	*14.6mm*	13.3mm	*13.1mm*
IMF (%)	5.29	0.0	5.2%	*5.5%*	5.3%	*5.04%*
Micron (um)	18.1	0.1	18.0	*18.8*	18.0	*17.6*
SL (mm)	31.7	2.3	28.8mm	*24.4mm*	29.4	*28.0*
Wrinkle	3.1	0.7	2.4	*2.5*	2.4	*2.4*
MSA Index	60.9	-0.1	60.9	*61.0*	60.9	*60.7*

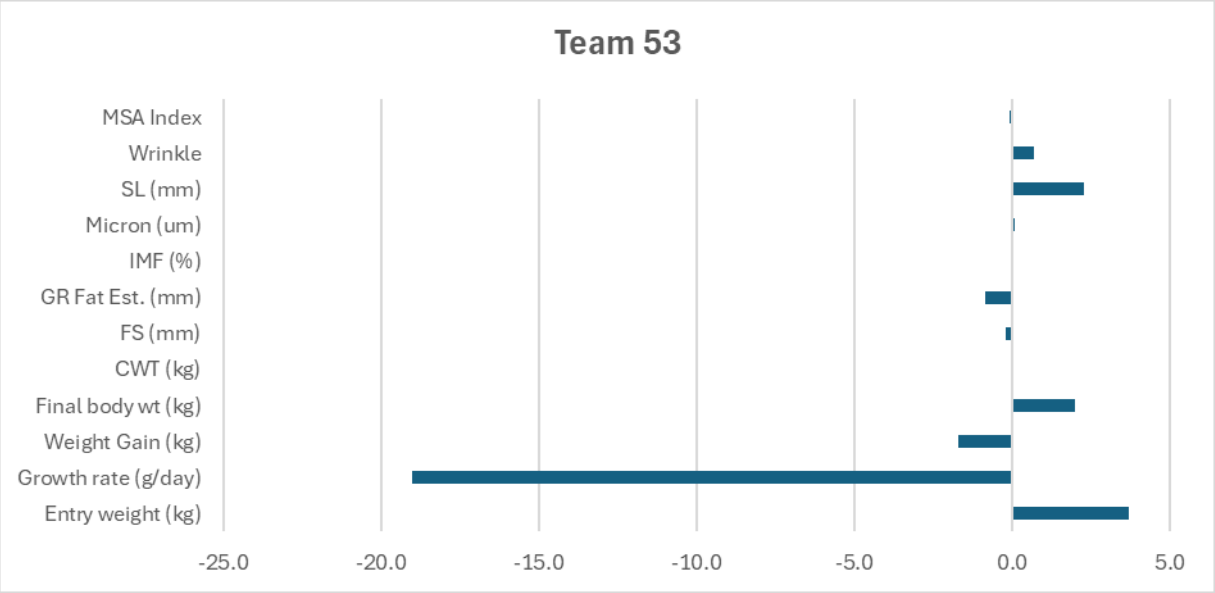

Team 54 – Winter Drop						
	Actual	Dev (within Age)	Overall Ave	*Autumn Ave*	Winter Ave	*Spring Ave*
Entry weight (kg)	46.5	3.8	42.7kg	*50.0kg*	42.7kg	*40.4kg*
Growth rate (g/day)	221.3	3.4	220g/day	*211.4g/day*	217.9g/day	*225.5g/day*
Weight Gain (kg)	19.7	0.3	19.5kg	*18.8kg*	19.4kg	*20.1kg*
Final body wt (kg)	66.2	4.1	62.3kg	*68.8kg*	62.1kg	*60.5kg*
CWT (kg)	31.3	2.3	29.0kg	*32.3kg*	29.0kg	*28.1kg*
FS (mm)	3.3	0.2	3.2mm	*3.4mm*	3.2mm	*3.1mm*
GR Fat Est. (mm)	14.2	0.8	13.4mm	*14.6mm*	13.3mm	*13.1mm*
IMF (%)	5.71	0.4	5.2%	*5.5%*	5.3%	*5.04%*
Micron (um)	17.2	-0.8	18.0	*18.8*	18.0	*17.6*
SL (mm)	31.4	2.0	28.8mm	*24.4mm*	29.4	*28.0*
Wrinkle	2.5	0.1	2.4	*2.5*	2.4	*2.4*
MSA Index	61.2	0.3	60.9	*61.0*	60.9	*60.7*

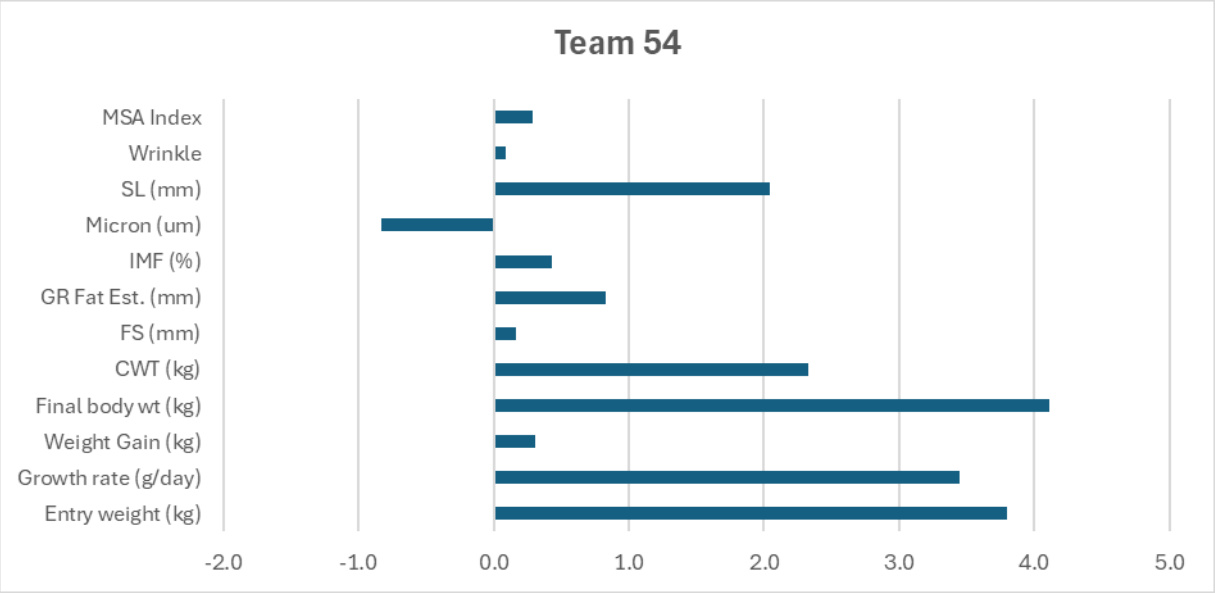

Team 55 - Spring Drop						
	Actual	Dev (within Age)	Overall Ave	*Autumn Ave*	*Winter Ave*	Spring Ave
Entry weight (kg)	36.8	-3.7	42.7kg	*50.0kg*	*42.7kg*	40.4kg
Growth rate (g/day)	208.3	-17.3	220g/day	*211.4g/day*	*217.9g/day*	225.5g/day
Weight Gain (kg)	18.5	-1.5	19.5kg	*18.8kg*	*19.4kg*	20.1kg
Final body wt (kg)	55.3	-5.2	62.3kg	*68.8kg*	*62.1kg*	60.5kg
CWT (kg)	25.5	-2.5	29.0kg	*32.3kg*	*29.0kg*	28.1kg
FS (mm)	2.7	-0.4	3.2mm	*3.4mm*	*3.2mm*	3.1mm
GR Fat Est. (mm)	11.1	-2.0	13.4mm	*14.6mm*	*13.3mm*	13.1mm
IMF (%)	4.78	-0.3	5.2%	*5.5%*	*5.3%*	5.04%
Micron (um)	17.7	0.2	18.0	*18.8*	*18.0*	17.6
SL (mm)	22.5	-5.5	28.8mm	*24.4mm*	*29.4*	28.0
Wrinkle	2.7	0.4	2.4	*2.5*	*2.4*	2.4
MSA Index	60.6	-0.2	60.9	*61.0*	*60.9*	60.7

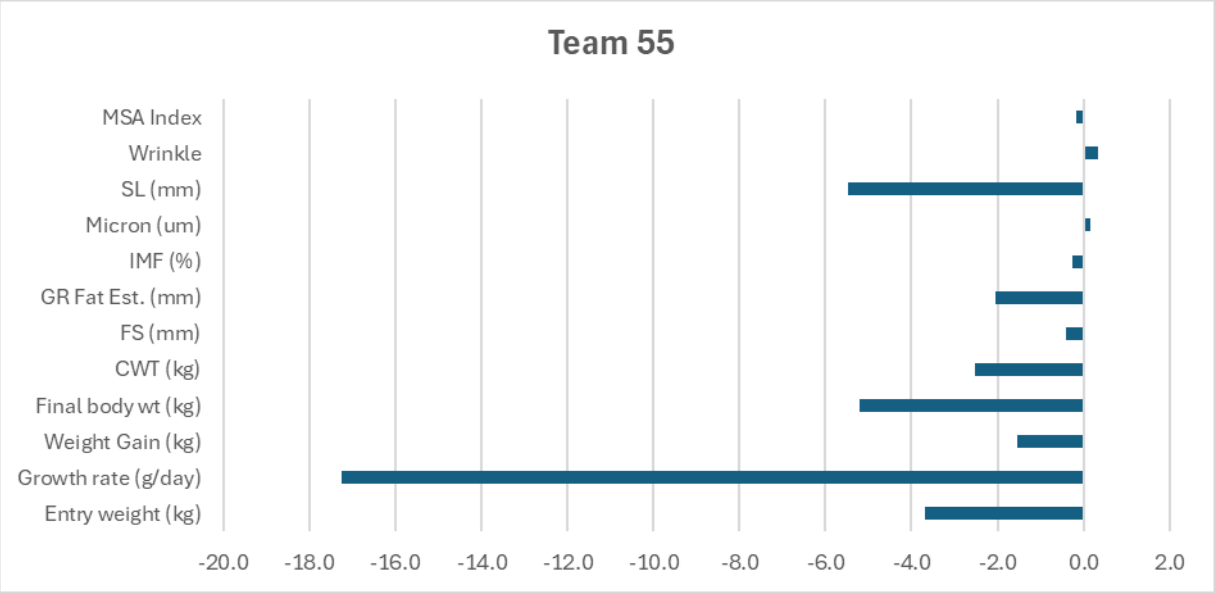

Team 56 - Winter Drop						
	Actual	Dev (within Age)	Overall Ave	*Autumn Ave*	Winter Ave	*Spring Ave*
Entry weight (kg)	37.4	-5.3	42.7kg	*50.0kg*	42.7kg	*40.4kg*
Growth rate (g/day)	195.8	-22.1	220g/day	*211.4g/day*	217.9g/day	*225.5g/day*
Weight Gain (kg)	17.4	-2.0	19.5kg	*18.8kg*	19.4kg	*20.1kg*
Final body wt (kg)	54.8	-7.3	62.3kg	*68.8kg*	62.1kg	*60.5kg*
CWT (kg)	26.5	-2.5	29.0kg	*32.3kg*	29.0kg	*28.1kg*
FS (mm)	2.8	-0.4	3.2mm	*3.4mm*	3.2mm	*3.1mm*
GR Fat Est. (mm)	11.3	-2.0	13.4mm	*14.6mm*	13.3mm	*13.1mm*
IMF (%)	5.33	0.0	5.2%	*5.5%*	5.3%	*5.04%*
Micron (um)	16.9	-1.2	18.0	*18.8*	18.0	*17.6*
SL (mm)	28.5	-0.9	28.8mm	*24.4mm*	29.4	*28.0*
Wrinkle	2.1	-0.3	2.4	*2.5*	2.4	*2.4*
MSA Index	61.0	0.1	60.9	*61.0*	60.9	*60.7*

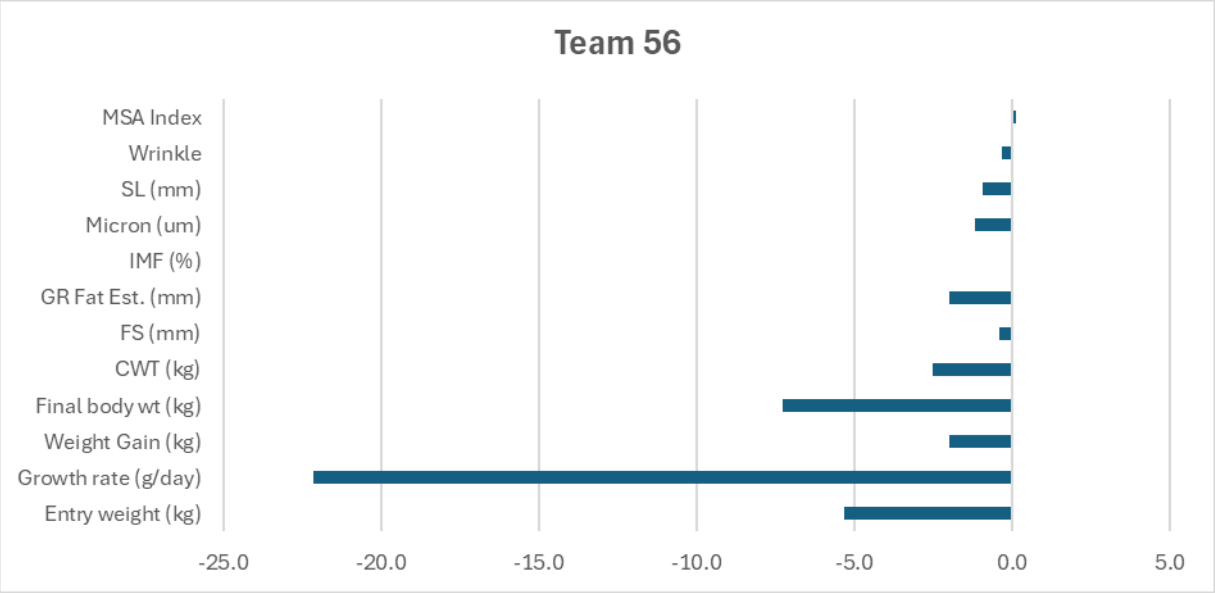

Team 57 - Spring Drop						
	Actual	Dev (within Age)	Overall Ave	*Autumn Ave*	*Winter Ave*	Spring Ave
Entry weight (kg)	29.4	-11.0	42.7kg	*50.0kg*	*42.7kg*	40.4kg
Growth rate (g/day)	188.8	-36.8	220g/day	*211.4g/day*	*217.9g/day*	225.5g/day
Weight Gain (kg)	16.8	-3.3	19.5kg	*18.8kg*	*19.4kg*	20.1kg
Final body wt (kg)	46.2	-14.3	62.3kg	*68.8kg*	*62.1kg*	60.5kg
CWT (kg)	21.9	-6.2	29.0kg	*32.3kg*	*29.0kg*	28.1kg
FS (mm)	2.7	-0.5	3.2mm	*3.4mm*	*3.2mm*	3.1mm
GR Fat Est. (mm)	10.8	-2.3	13.4mm	*14.6mm*	*13.3mm*	13.1mm
IMF (%)	4.69	-0.4	5.2%	*5.5%*	*5.3%*	5.04%
Micron (um)	16.9	-0.7	18.0	*18.8*	*18.0*	17.6
SL (mm)	27.1	-0.8	28.8mm	*24.4mm*	*29.4*	28.0
Wrinkle	2.8	0.4	2.4	*2.5*	*2.4*	2.4
MSA Index	60.7	0.0	60.9	*61.0*	*60.9*	60.7

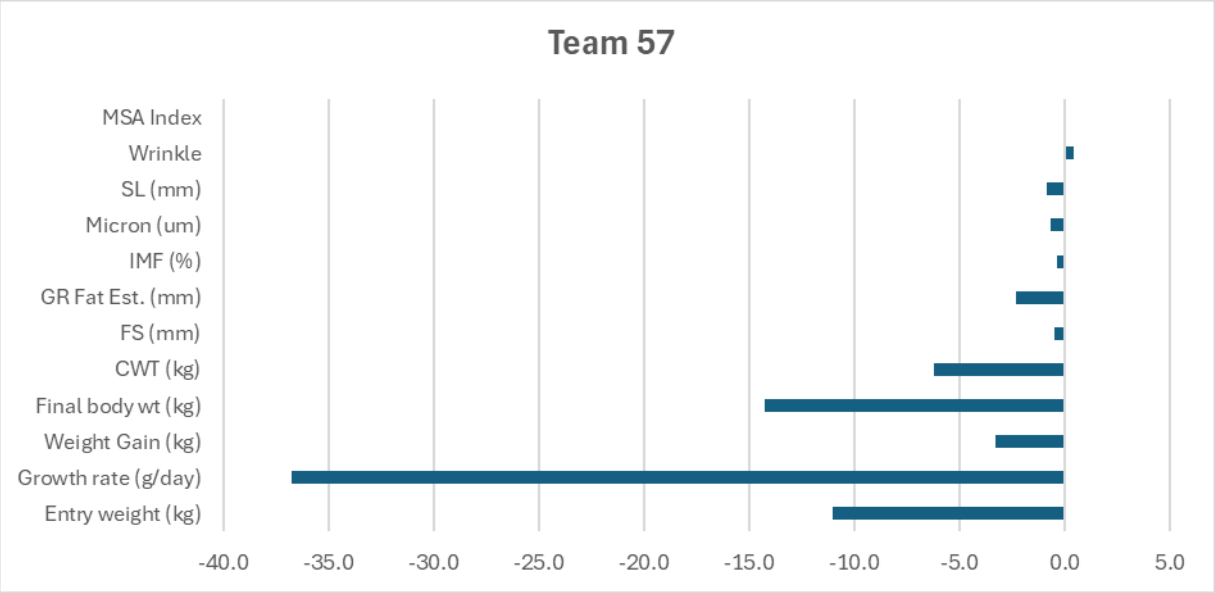

Team 59 - Winter Drop						
	Actual	Dev (within Age)	Overall Ave	*Autumn Ave*	Winter Ave	*Spring Ave*
Entry weight (kg)	50.3	7.6	42.7kg	*50.0kg*	42.7kg	*40.4kg*
Growth rate (g/day)	187.1	-30.8	220g/day	*211.4g/day*	217.9g/day	*225.5g/day*
Weight Gain (kg)	16.7	-2.7	19.5kg	*18.8kg*	19.4kg	*20.1kg*
Final body wt (kg)	67.0	4.9	62.3kg	*68.8kg*	62.1kg	*60.5kg*
CWT (kg)	33.7	4.7	29.0kg	*32.3kg*	29.0kg	*28.1kg*
FS (mm)	4.0	0.8	3.2mm	*3.4mm*	3.2mm	*3.1mm*
GR Fat Est. (mm)	17.1	3.8	13.4mm	*14.6mm*	13.3mm	*13.1mm*
IMF (%)	5.07	-0.2	5.2%	*5.5%*	5.3%	*5.04%*
Micron (um)	22.7	4.7	18.0	*18.8*	18.0	*17.6*
SL (mm)	27.5	-1.9	28.8mm	*24.4mm*	29.4	*28.0*
Wrinkle	1.1	-1.3	2.4	*2.5*	2.4	*2.4*
MSA Index	60.5	-0.4	60.9	*61.0*	60.9	*60.7*

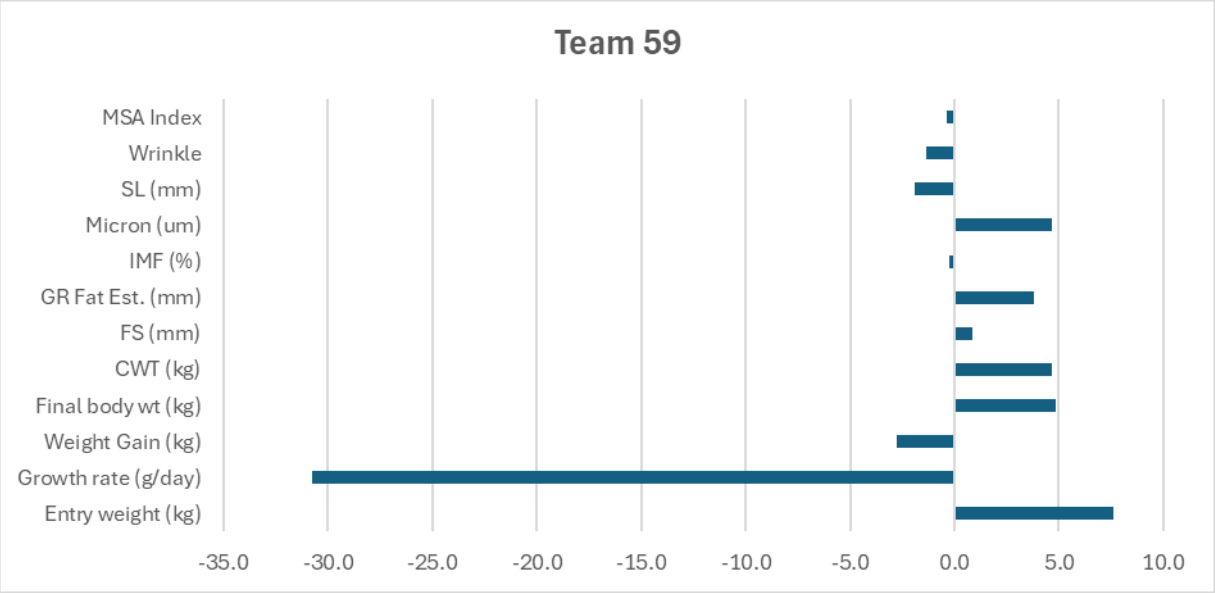

Team 60 - Winter Drop						
	Actual	Dev (within Age)	Overall Ave	*Autumn Ave*	Winter Ave	*Spring Ave*
Entry weight (kg)	51.2	8.5	42.7kg	*50.0kg*	42.7kg	*40.4kg*
Growth rate (g/day)	189.1	-28.8	220g/day	*211.4g/day*	217.9g/day	*225.5g/day*
Weight Gain (kg)	16.8	-2.6	19.5kg	*18.8kg*	19.4kg	*20.1kg*
Final body wt (kg)	68.0	5.9	62.3kg	*68.8kg*	62.1kg	*60.5kg*
CWT (kg)	32.0	3.0	29.0kg	*32.3kg*	29.0kg	*28.1kg*
FS (mm)	3.3	0.2	3.2mm	*3.4mm*	3.2mm	*3.1mm*
GR Fat Est. (mm)	14.2	0.8	13.4mm	*14.6mm*	13.3mm	*13.1mm*
IMF (%)	6.33	1.0	5.2%	*5.5%*	5.3%	*5.04%*
Micron (um)	17.3	-0.7	18.0	*18.8*	18.0	*17.6*
SL (mm)	29.6	0.2	28.8mm	*24.4mm*	29.4	*28.0*
Wrinkle	2.4	0.0	2.4	*2.5*	2.4	*2.4*
MSA Index	61.8	0.8	60.9	*61.0*	60.9	*60.7*

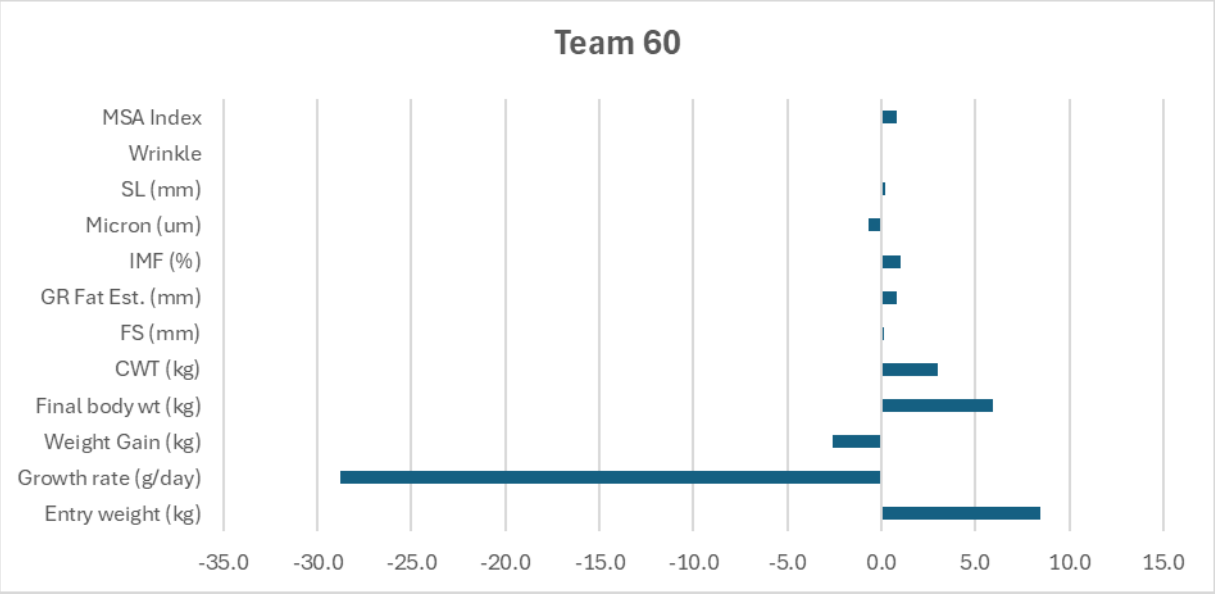

Team 61 - Winter Drop						
	Actual	Dev (within Age)	Overall Ave	*Autumn Ave*	Winter Ave	*Spring Ave*
Entry weight (kg)	41.7	-1.0	42.7kg	*50.0kg*	42.7kg	*40.4kg*
Growth rate (g/day)	215.7	-2.2	220g/day	*211.4g/day*	217.9g/day	*225.5g/day*
Weight Gain (kg)	19.2	-0.2	19.5kg	*18.8kg*	19.4kg	*20.1kg*
Final body wt (kg)	60.9	-1.2	62.3kg	*68.8kg*	62.1kg	*60.5kg*
CWT (kg)	28.7	-0.4	29.0kg	*32.3kg*	29.0kg	*28.1kg*
FS (mm)	3.2	0.0	3.2mm	*3.4mm*	3.2mm	*3.1mm*
GR Fat Est. (mm)	13.3	0.0	13.4mm	*14.6mm*	13.3mm	*13.1mm*
IMF (%)	5.11	-0.2	5.2%	*5.5%*	5.3%	*5.04%*
Micron (um)	18.4	0.4	18.0	*18.8*	18.0	*17.6*
SL (mm)	30.0	0.6	28.8mm	*24.4mm*	29.4	*28.0*
Wrinkle	2.1	-0.3	2.4	*2.5*	2.4	*2.4*
MSA Index	60.8	-0.1	60.9	*61.0*	60.9	*60.7*

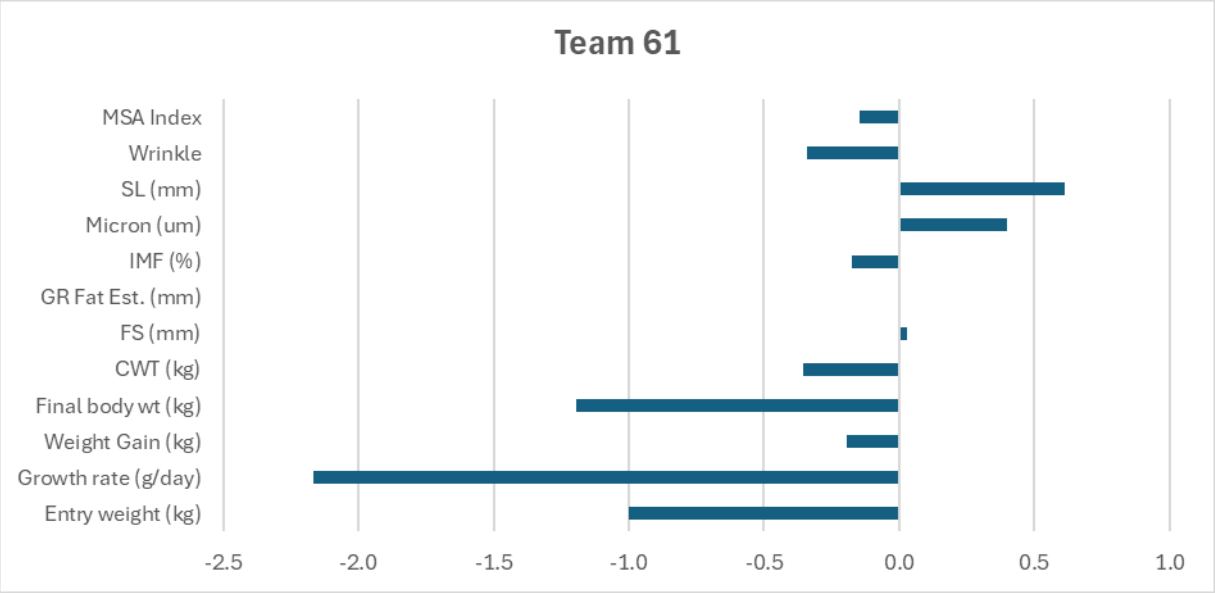

Team 62 - Spring Drop						
	Actual	**Dev (within Age)**	**Overall Ave**	*Autumn Ave*	*Winter Ave*	**Spring Ave**
Entry weight (kg)	43.4	2.9	42.7kg	*50.0kg*	*42.7kg*	40.4kg
Growth rate (g/day)	195.8	-29.7	220g/day	*211.4g/day*	*217.9g/day*	225.5g/day
Weight Gain (kg)	17.4	-2.7	19.5kg	*18.8kg*	*19.4kg*	20.1kg
Final body wt (kg)	60.8	0.3	62.3kg	*68.8kg*	*62.1kg*	60.5kg
CWT (kg)	28.5	0.4	29.0kg	*32.3kg*	*29.0kg*	28.1kg
FS (mm)	3.1	0.0	3.2mm	*3.4mm*	*3.2mm*	3.1mm
GR Fat Est. (mm)	13.2	0.1	13.4mm	*14.6mm*	*13.3mm*	13.1mm
IMF (%)	4.95	-0.1	5.2%	*5.5%*	*5.3%*	5.04%
Micron (um)	17.5	0.0	18.0	*18.8*	*18.0*	17.6
SL (mm)	27.9	-0.1	28.8mm	*24.4mm*	*29.4*	28.0
Wrinkle	2.6	0.2	2.4	*2.5*	*2.4*	2.4
MSA Index	60.6	-0.1	60.9	*61.0*	*60.9*	60.7

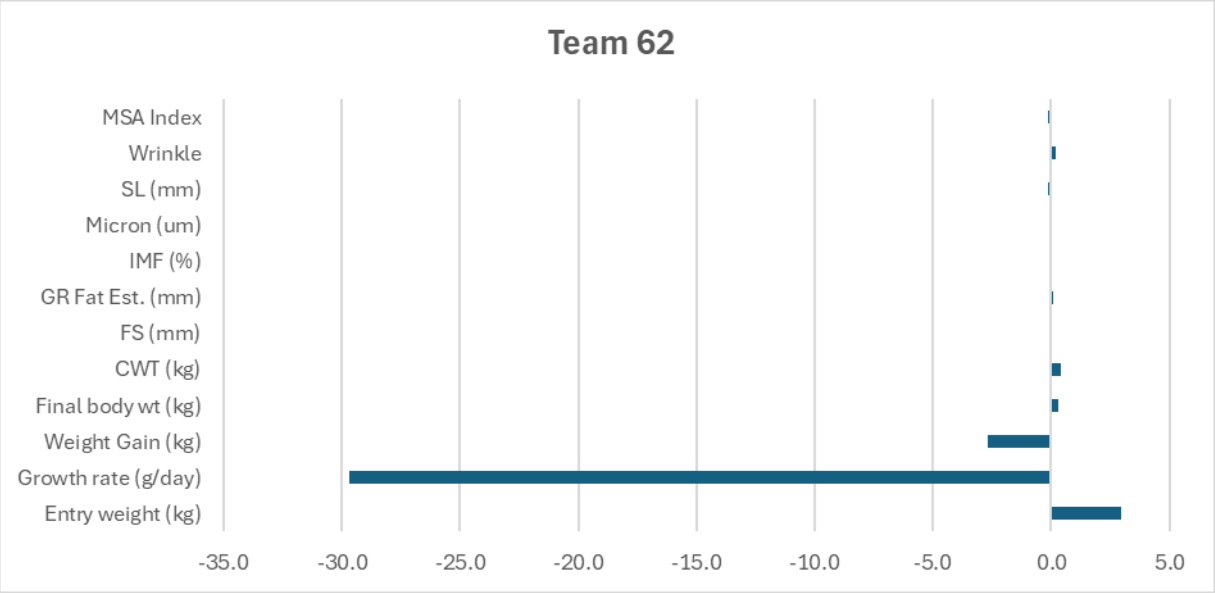

Team 63 - Winter Drop						
	Actual	Dev (within Age)	Overall Ave	*Autumn Ave*	Winter Ave	*Spring Ave*
Entry weight (kg)	49.8	7.1	42.7kg	*50.0kg*	42.7kg	*40.4kg*
Growth rate (g/day)	175.9	-42.0	220g/day	*211.4g/day*	217.9g/day	*225.5g/day*
Weight Gain (kg)	15.7	-3.7	19.5kg	*18.8kg*	19.4kg	*20.1kg*
Final body wt (kg)	65.5	3.4	62.3kg	*68.8kg*	62.1kg	*60.5kg*
CWT (kg)	31.4	2.4	29.0kg	*32.3kg*	29.0kg	*28.1kg*
FS (mm)	3.5	0.3	3.2mm	*3.4mm*	3.2mm	*3.1mm*
GR Fat Est. (mm)	14.8	1.5	13.4mm	*14.6mm*	13.3mm	*13.1mm*
IMF (%)	5.25	0.0	5.2%	*5.5%*	5.3%	*5.04%*
Micron (um)	18.7	0.6	18.0	*18.8*	18.0	*17.6*
SL (mm)	32.5	3.1	28.8mm	*24.4mm*	29.4	*28.0*
Wrinkle	2.1	-0.3	2.4	*2.5*	2.4	*2.4*
MSA Index	60.8	-0.1	60.9	*61.0*	60.9	*60.7*

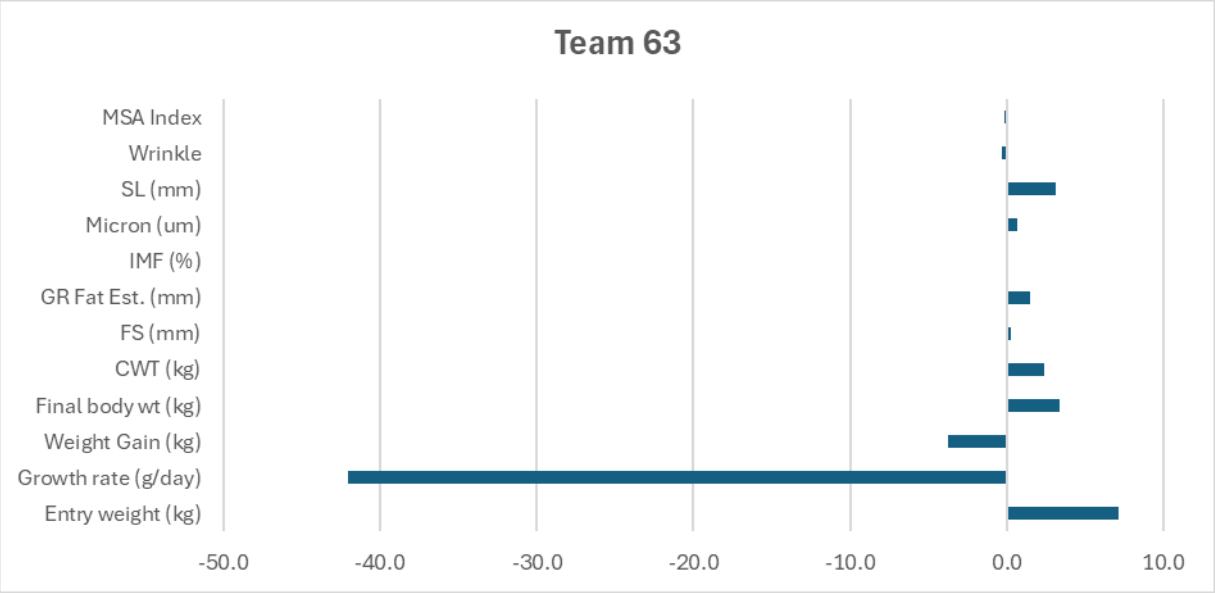

Team 64 - Winter Drop						
	Actual	Dev (within Age)	Overall Ave	*Autumn Ave*	Winter Ave	*Spring Ave*
Entry weight (kg)	36.9	-5.8	42.7kg	*50.0kg*	42.7kg	*40.4kg*
Growth rate (g/day)	234.8	16.9	220g/day	*211.4g/day*	217.9g/day	*225.5g/day*
Weight Gain (kg)	20.9	1.5	19.5kg	*18.8kg*	19.4kg	*20.1kg*
Final body wt (kg)	57.8	-4.3	62.3kg	*68.8kg*	62.1kg	*60.5kg*
CWT (kg)	25.8	-3.2	29.0kg	*32.3kg*	29.0kg	*28.1kg*
FS (mm)	2.8	-0.4	3.2mm	*3.4mm*	3.2mm	*3.1mm*
GR Fat Est. (mm)	11.4	-1.9	13.4mm	*14.6mm*	13.3mm	*13.1mm*
IMF (%)	5.06	-0.2	5.2%	*5.5%*	5.3%	*5.04%*
Micron (um)	17.7	-0.4	18.0	*18.8*	18.0	*17.6*
SL (mm)	29.6	0.3	28.8mm	*24.4mm*	29.4	*28.0*
Wrinkle	3.1	0.7	2.4	*2.5*	2.4	*2.4*
MSA Index	60.8	-0.1	60.9	*61.0*	60.9	*60.7*

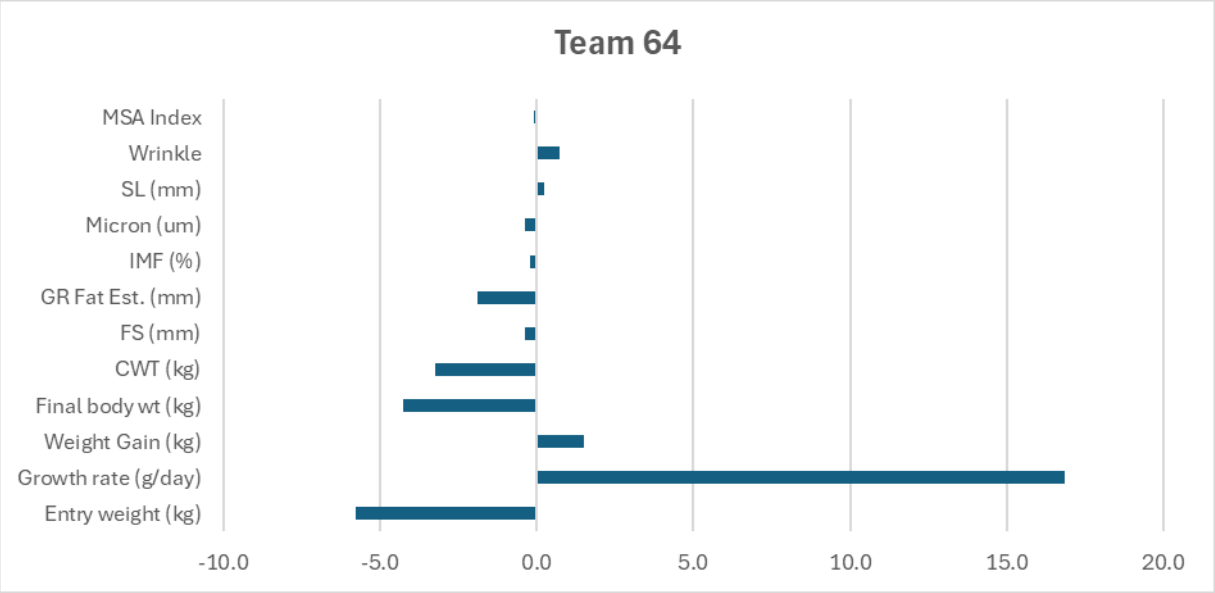

Team 66 – Autumn Drop						
	Actual	Dev (within Age)	Overall Ave	Autumn Ave	*Winter Ave*	*Spring Ave*
Entry weight (kg)	44.1	-5.9	42.7kg	50.0kg	*42.7kg*	*40.4kg*
Growth rate (g/day)	240.8	29.5	220g/day	211.4g/day	*217.9g/day*	*225.5g/day*
Weight Gain (kg)	21.4	2.6	19.5kg	18.8kg	*19.4kg*	*20.1kg*
Final body wt (kg)	65.6	-3.3	62.3kg	68.8kg	*62.1kg*	*60.5kg*
CWT (kg)	30.6	-1.7	29.0kg	32.3kg	*29.0kg*	*28.1kg*
FS (mm)	3.3	-0.2	3.2mm	3.4mm	*3.2mm*	*3.1mm*
GR Fat Est. (mm)	13.8	-0.8	13.4mm	14.6mm	*13.3mm*	*13.1mm*
IMF (%)	5.84	0.3	5.2%	5.5%	*5.3%*	*5.04%*
Micron (um)	19.0	0.1	18.0	18.8	*18.0*	*17.6*
SL (mm)	29.0	0.6	28.8mm	24.4mm	*29.4*	*28.0*
Wrinkle	2.9	0.4	2.4	2.5	*2.4*	*2.4*
MSA Index	61.4	0.4	60.9	61.0	*60.9*	*60.7*

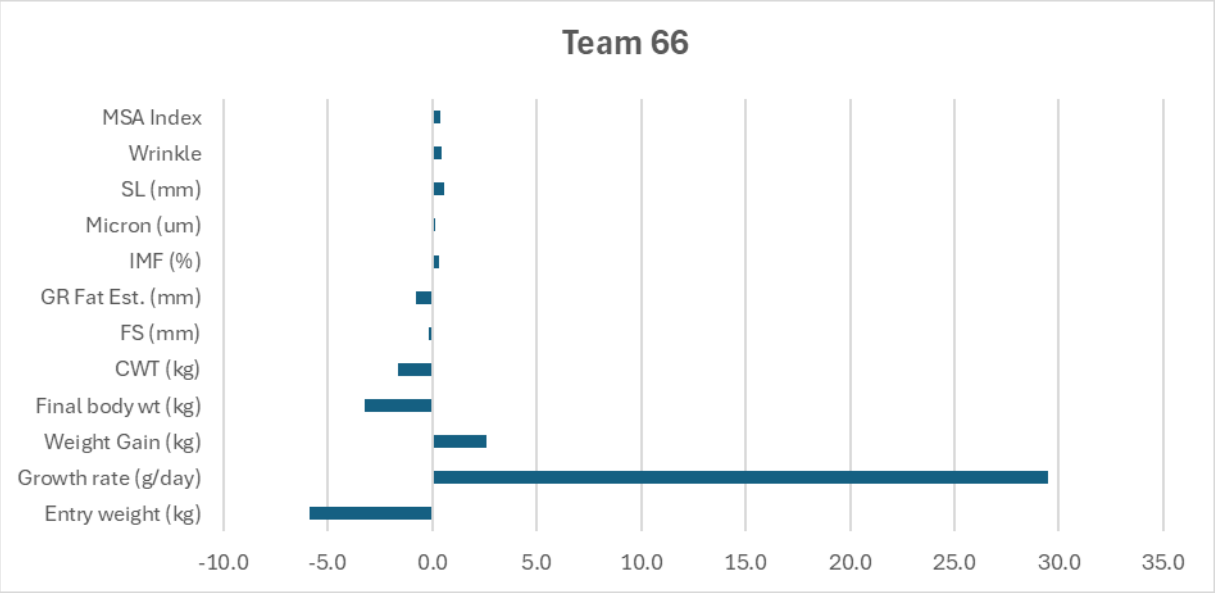

Team 67 - Winter Drop						
	Actual	Dev (within Age)	Overall Ave	*Autumn Ave*	Winter Ave	*Spring Ave*
Entry weight (kg)	46.2	3.5	42.7kg	*50.0kg*	42.7kg	*40.4kg*
Growth rate (g/day)	240.1	22.2	220g/day	*211.4g/day*	217.9g/day	*225.5g/day*
Weight Gain (kg)	21.4	2.0	19.5kg	*18.8kg*	19.4kg	*20.1kg*
Final body wt (kg)	67.6	5.5	62.3kg	*68.8kg*	62.1kg	*60.5kg*
CWT (kg)	31.2	2.2	29.0kg	*32.3kg*	29.0kg	*28.1kg*
FS (mm)	3.3	0.2	3.2mm	*3.4mm*	3.2mm	*3.1mm*
GR Fat Est. (mm)	14.2	0.8	13.4mm	*14.6mm*	13.3mm	*13.1mm*
IMF (%)	5.21	-0.1	5.2%	*5.5%*	5.3%	*5.04%*
Micron (um)	18.7	0.7	18.0	*18.8*	18.0	*17.6*
SL (mm)	23.3	-6.1	28.8mm	*24.4mm*	29.4	*28.0*
Wrinkle	3.1	0.7	2.4	*2.5*	2.4	*2.4*
MSA Index	60.7	-0.2	60.9	*61.0*	60.9	*60.7*

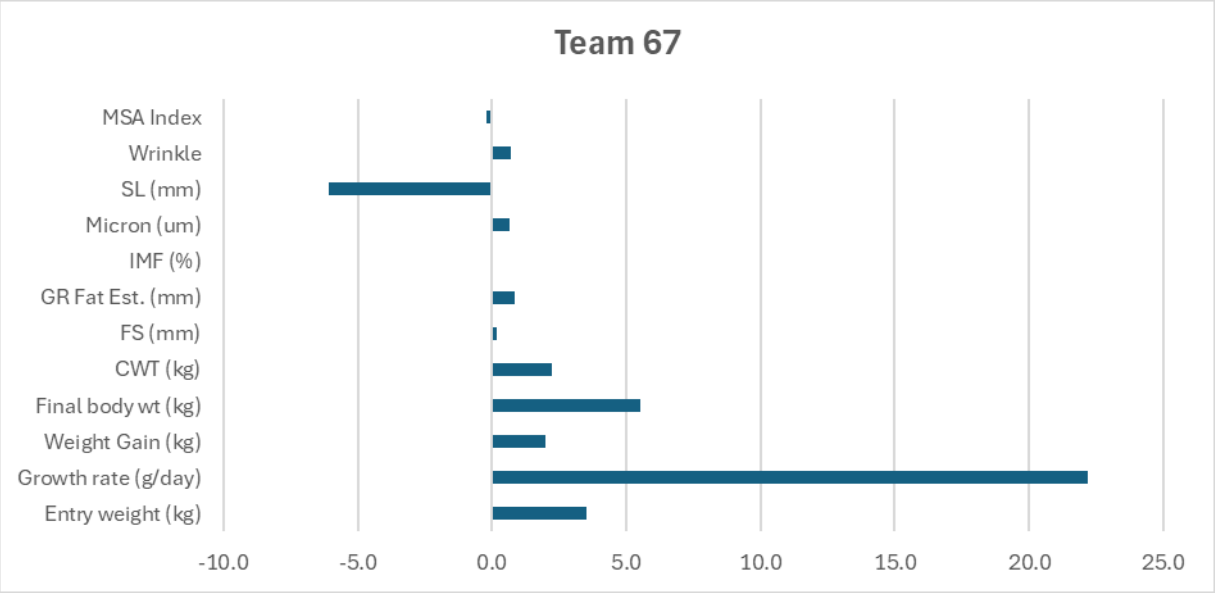

Team 68 - Winter Drop						
	Actual	Dev (within Age)	Overall Ave	*Autumn Ave*	Winter Ave	*Spring Ave*
Entry weight (kg)	35.5	-7.2	42.7kg	*50.0kg*	42.7kg	*40.4kg*
Growth rate (g/day)	203.0	-14.8	220g/day	*211.4g/day*	217.9g/day	*225.5g/day*
Weight Gain (kg)	18.1	-1.3	19.5kg	*18.8kg*	19.4kg	*20.1kg*
Final body wt (kg)	53.6	-8.5	62.3kg	*68.8kg*	62.1kg	*60.5kg*
CWT (kg)	24.7	-4.3	29.0kg	*32.3kg*	29.0kg	*28.1kg*
FS (mm)	2.3	-0.9	3.2mm	*3.4mm*	3.2mm	*3.1mm*
GR Fat Est. (mm)	8.9	-4.4	13.4mm	*14.6mm*	13.3mm	*13.1mm*
IMF (%)	4.76	-0.5	5.2%	*5.5%*	5.3%	*5.04%*
Micron (um)	18.0	0.0	18.0	*18.8*	18.0	*17.6*
SL (mm)	34.6	5.3	28.8mm	*24.4mm*	29.4	*28.0*
Wrinkle	1.3	-1.1	2.4	*2.5*	2.4	*2.4*
MSA Index	60.5	-0.4	60.9	*61.0*	60.9	*60.7*

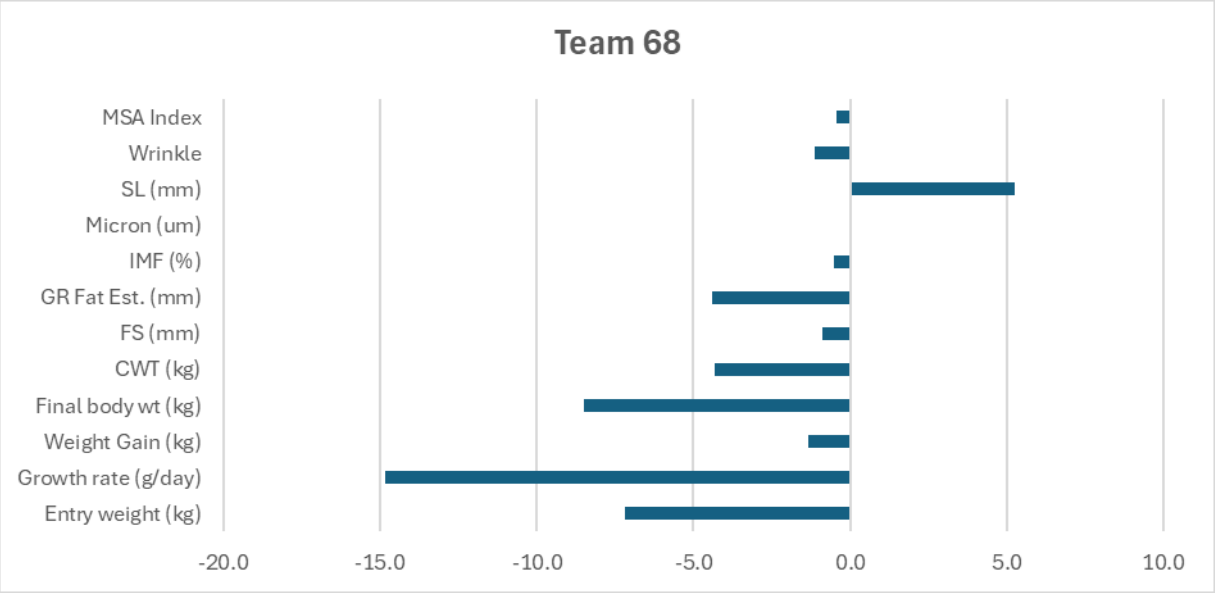

Team 69 - Winter Drop						
	Actual	Dev (within Age)	Overall Ave	*Autumn Ave*	Winter Ave	*Spring Ave*
Entry weight (kg)	42.8	0.1	42.7kg	*50.0kg*	42.7kg	*40.4kg*
Growth rate (g/day)	207.1	-10.8	220g/day	*211.4g/day*	217.9g/day	*225.5g/day*
Weight Gain (kg)	18.4	-1.0	19.5kg	*18.8kg*	19.4kg	*20.1kg*
Final body wt (kg)	61.2	-0.9	62.3kg	*68.8kg*	62.1kg	*60.5kg*
CWT (kg)	28.8	-0.2	29.0kg	*32.3kg*	29.0kg	*28.1kg*
FS (mm)	3.3	0.1	3.2mm	*3.4mm*	3.2mm	*3.1mm*
GR Fat Est. (mm)	13.9	0.6	13.4mm	*14.6mm*	13.3mm	*13.1mm*
IMF (%)	5.20	-0.1	5.2%	*5.5%*	5.3%	*5.04%*
Micron (um)	19.4	1.3	18.0	*18.8*	18.0	*17.6*
SL (mm)	27.3	-2.1	28.8mm	*24.4mm*	29.4	*28.0*
Wrinkle	2.6	0.2	2.4	*2.5*	2.4	*2.4*
MSA Index	60.9	0.0	60.9	*61.0*	60.9	*60.7*

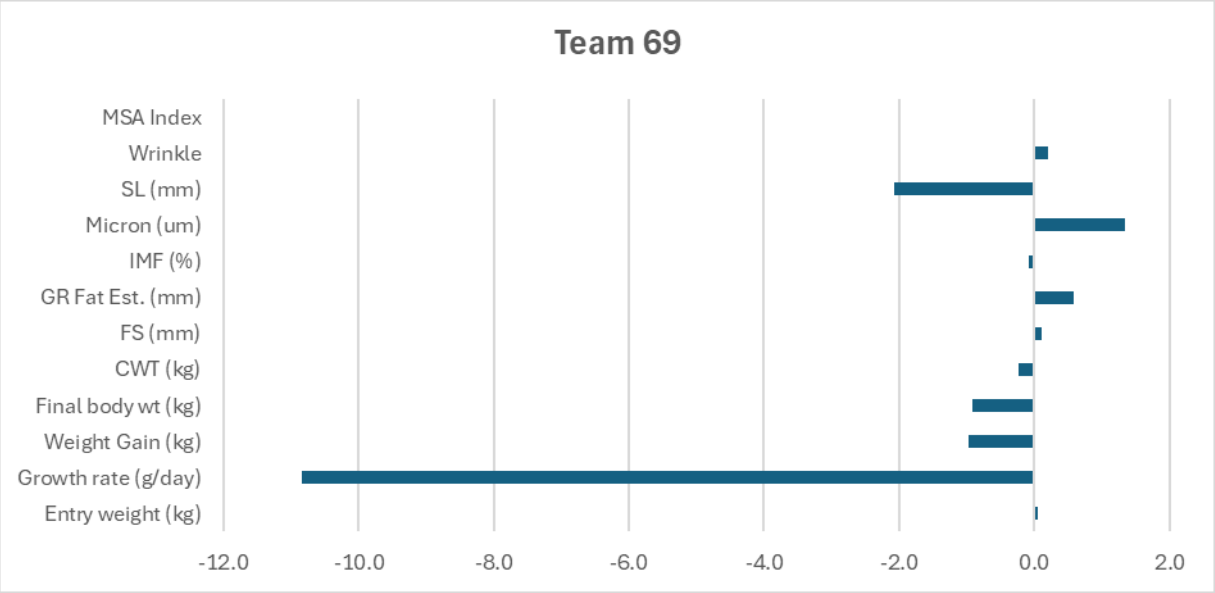

Team 70 - Winter Drop						
	Actual	Dev (within Age)	Overall Ave	*Autumn Ave*	Winter Ave	*Spring Ave*
Entry weight (kg)	47.0	4.3	42.7kg	*50.0kg*	42.7kg	*40.4kg*
Growth rate (g/day)	205.9	-12.0	220g/day	*211.4g/day*	217.9g/day	*225.5g/day*
Weight Gain (kg)	18.3	-1.1	19.5kg	*18.8kg*	19.4kg	*20.1kg*
Final body wt (kg)	65.4	3.3	62.3kg	*68.8kg*	62.1kg	*60.5kg*
CWT (kg)	30.0	1.0	29.0kg	*32.3kg*	29.0kg	*28.1kg*
FS (mm)	3.3	0.1	3.2mm	*3.4mm*	3.2mm	*3.1mm*
GR Fat Est. (mm)	13.9	0.6	13.4mm	*14.6mm*	13.3mm	*13.1mm*
IMF (%)	5.53	0.2	5.2%	*5.5%*	5.3%	*5.04%*
Micron (um)	17.8	-0.2	18.0	*18.8*	18.0	*17.6*
SL (mm)	31.1	1.7	28.8mm	*24.4mm*	29.4	*28.0*
Wrinkle	2.1	-0.3	2.4	*2.5*	2.4	*2.4*
MSA Index	61.1	0.2	60.9	*61.0*	60.9	*60.7*

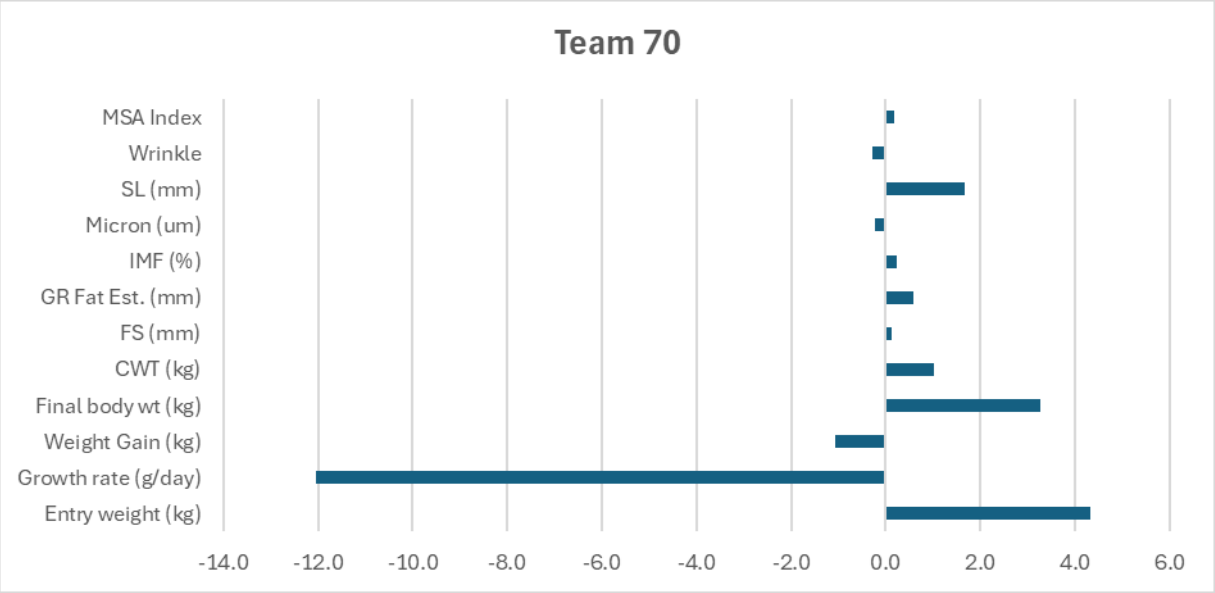

Team 71 - Spring Drop						
	Actual	Dev (within Age)	Overall Ave	*Autumn Ave*	*Winter Ave*	Spring Ave
Entry weight (kg)	35.8	-4.7	42.7kg	*50.0kg*	*42.7kg*	40.4kg
Growth rate (g/day)	246.0	20.5	220g/day	*211.4g/day*	*217.9g/day*	225.5g/day
Weight Gain (kg)	21.9	1.8	19.5kg	*18.8kg*	*19.4kg*	20.1kg
Final body wt (kg)	57.6	-2.9	62.3kg	*68.8kg*	*62.1kg*	60.5kg
CWT (kg)	26.8	-1.2	29.0kg	*32.3kg*	*29.0kg*	28.1kg
FS (mm)	3.3	0.2	3.2mm	*3.4mm*	*3.2mm*	3.1mm
GR Fat Est. (mm)	13.9	0.8	13.4mm	*14.6mm*	*13.3mm*	13.1mm
IMF (%)	4.79	-0.2	5.2%	*5.5%*	*5.3%*	5.04%
Micron (um)	17.9	0.3	18.0	*18.8*	*18.0*	17.6
SL (mm)	27.1	-0.8	28.8mm	*24.4mm*	*29.4*	28.0
Wrinkle	1.9	-0.4	2.4	*2.5*	*2.4*	2.4
MSA Index	60.6	-0.1	60.9	*61.0*	*60.9*	60.7

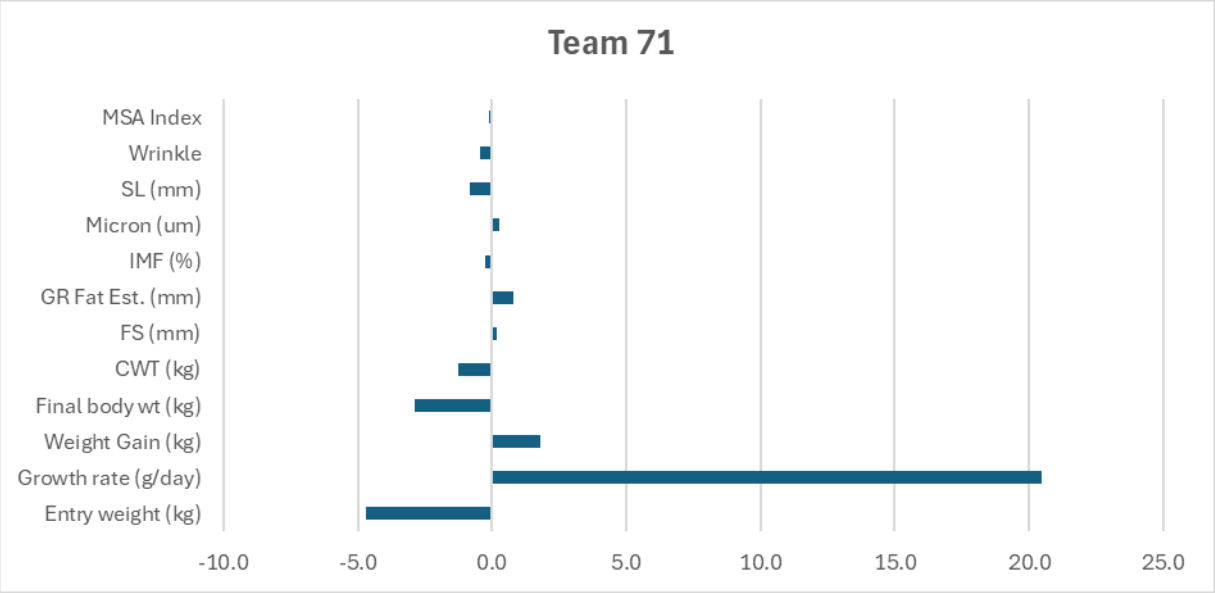

Team 73 - Winter Drop						
	Actual	Dev (within Age)	Overall Ave	*Autumn Ave*	Winter Ave	*Spring Ave*
Entry weight (kg)	48.5	5.8	42.7kg	*50.0kg*	42.7kg	*40.4kg*
Growth rate (g/day)	203.7	-14.2	220g/day	*211.4g/day*	217.9g/day	*225.5g/day*
Weight Gain (kg)	18.1	-1.3	19.5kg	*18.8kg*	19.4kg	*20.1kg*
Final body wt (kg)	66.6	4.5	62.3kg	*68.8kg*	62.1kg	*60.5kg*
CWT (kg)	31.1	2.0	29.0kg	*32.3kg*	29.0kg	*28.1kg*
FS (mm)	3.6	0.4	3.2mm	*3.4mm*	3.2mm	*3.1mm*
GR Fat Est. (mm)	15.5	2.2	13.4mm	*14.6mm*	13.3mm	*13.1mm*
IMF (%)	5.49	0.2	5.2%	*5.5%*	5.3%	*5.04%*
Micron (um)	19.1	1.1	18.0	*18.8*	18.0	*17.6*
SL (mm)	30.7	1.3	28.8mm	*24.4mm*	29.4	*28.0*
Wrinkle	2.9	0.5	2.4	*2.5*	2.4	*2.4*
MSA Index	61.1	0.2	60.9	*61.0*	60.9	*60.7*

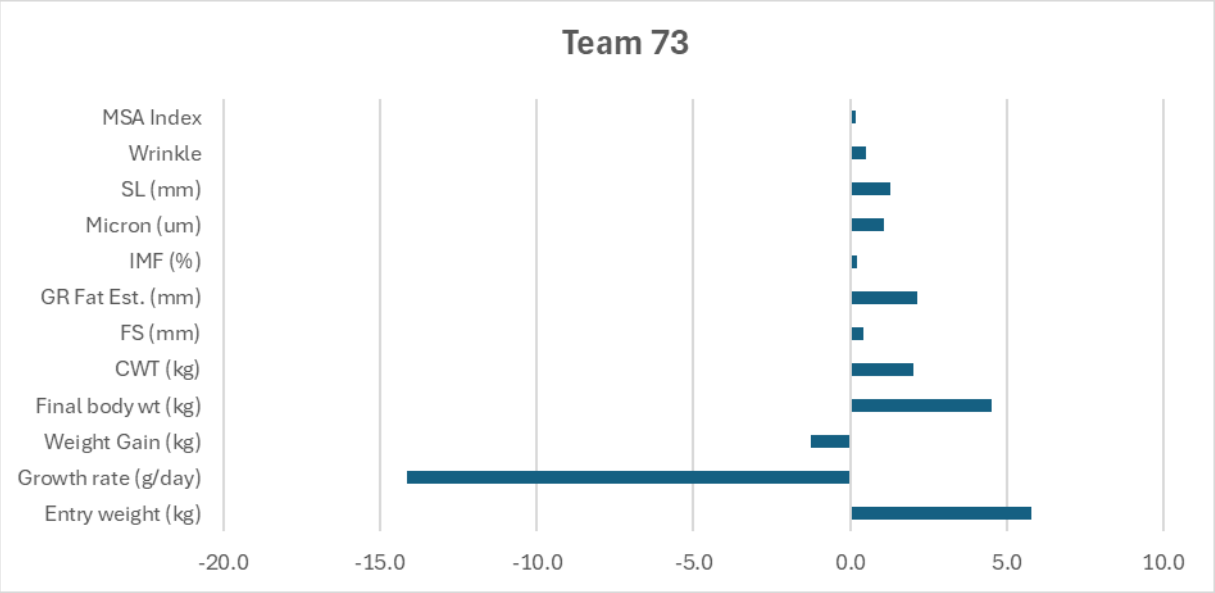

Team 74 - Winter Drop						
	Actual	Dev (within Age)	Overall Ave	*Autumn Ave*	Winter Ave	*Spring Ave*
Entry weight (kg)	47.5	4.8	42.7kg	*50.0kg*	42.7kg	*40.4kg*
Growth rate (g/day)	230.3	12.4	220g/day	*211.4g/day*	217.9g/day	*225.5g/day*
Weight Gain (kg)	20.5	1.1	19.5kg	*18.8kg*	19.4kg	*20.1kg*
Final body wt (kg)	68.0	5.9	62.3kg	*68.8kg*	62.1kg	*60.5kg*
CWT (kg)	31.8	2.8	29.0kg	*32.3kg*	29.0kg	*28.1kg*
FS (mm)	3.4	0.3	3.2mm	*3.4mm*	3.2mm	*3.1mm*
GR Fat Est. (mm)	14.6	1.3	13.4mm	*14.6mm*	13.3mm	*13.1mm*
IMF (%)	5.61	0.3	5.2%	*5.5%*	5.3%	*5.04%*
Micron (um)	19.3	1.3	18.0	*18.8*	18.0	*17.6*
SL (mm)	30.2	0.8	28.8mm	*24.4mm*	29.4	*28.0*
Wrinkle	2.7	0.3	2.4	*2.5*	2.4	*2.4*
MSA Index	61.1	0.2	60.9	*61.0*	60.9	*60.7*

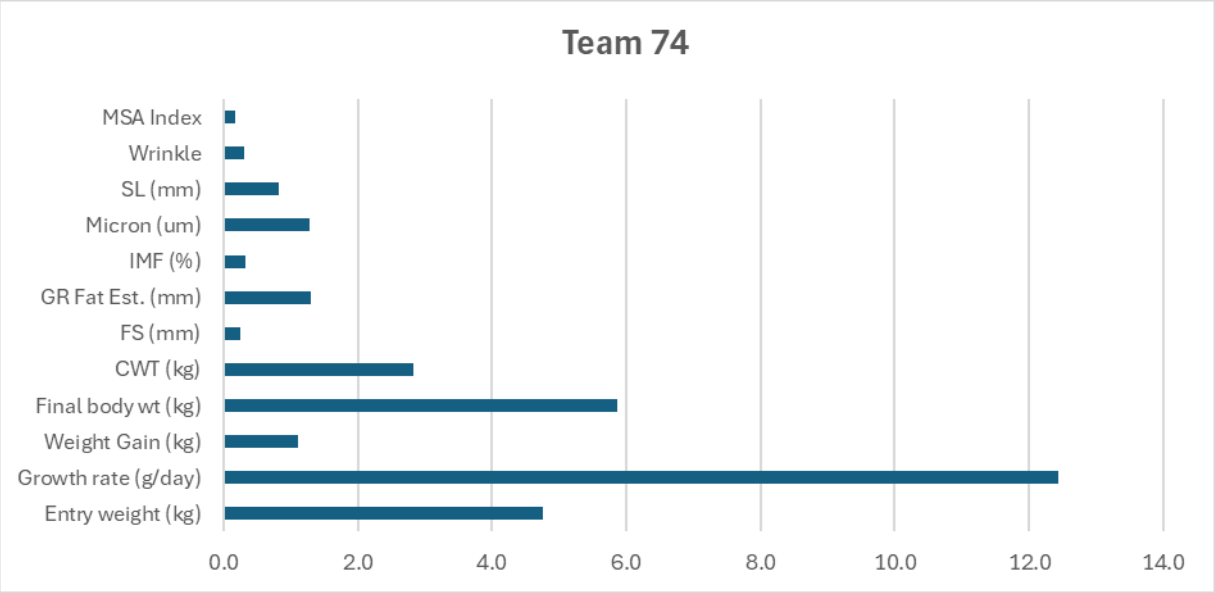

Team 75 - Winter Drop						
	Actual	Dev (within Age)	Overall Ave	*Autumn Ave*	Winter Ave	*Spring Ave*
Entry weight (kg)	47.8	5.1	42.7kg	*50.0kg*	42.7kg	*40.4kg*
Growth rate (g/day)	200.2	-17.7	220g/day	*211.4g/day*	217.9g/day	*225.5g/day*
Weight Gain (kg)	17.8	-1.6	19.5kg	*18.8kg*	19.4kg	*20.1kg*
Final body wt (kg)	65.6	3.6	62.3kg	*68.8kg*	62.1kg	*60.5kg*
CWT (kg)	29.7	0.7	29.0kg	*32.3kg*	29.0kg	*28.1kg*
FS (mm)	3.1	-0.1	3.2mm	*3.4mm*	3.2mm	*3.1mm*
GR Fat Est. (mm)	12.7	-0.7	13.4mm	*14.6mm*	13.3mm	*13.1mm*
IMF (%)	5.86	0.6	5.2%	*5.5%*	5.3%	*5.04%*
Micron (um)	17.5	-0.5	18.0	*18.8*	18.0	*17.6*
SL (mm)	28.8	-0.5	28.8mm	*24.4mm*	29.4	*28.0*
Wrinkle	2.5	0.1	2.4	*2.5*	2.4	*2.4*
MSA Index	61.4	0.5	60.9	*61.0*	60.9	*60.7*

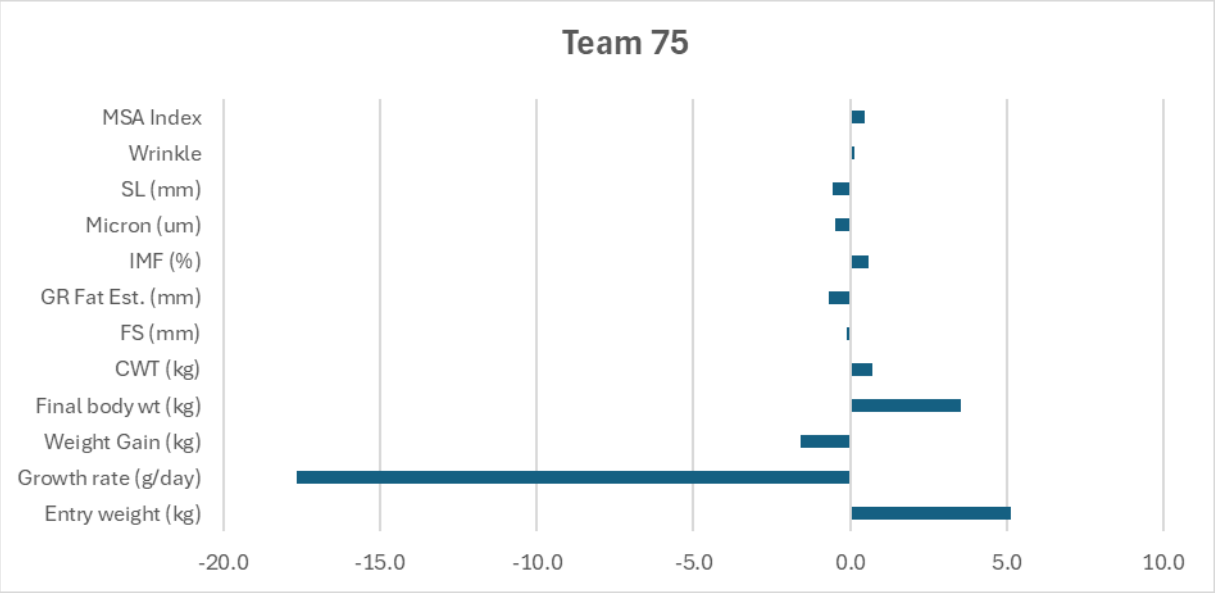

Team 76 - Winter Drop						
	Actual	Dev (within Age)	Overall Ave	*Autumn Ave*	Winter Ave	*Spring Ave*
Entry weight (kg)	39.7	-3.0	42.7kg	*50.0kg*	42.7kg	*40.4kg*
Growth rate (g/day)	226.6	8.7	220g/day	*211.4g/day*	217.9g/day	*225.5g/day*
Weight Gain (kg)	20.2	0.8	19.5kg	*18.8kg*	19.4kg	*20.1kg*
Final body wt (kg)	59.9	-2.2	62.3kg	*68.8kg*	62.1kg	*60.5kg*
CWT (kg)	28.7	-0.4	29.0kg	*32.3kg*	29.0kg	*28.1kg*
FS (mm)	3.1	-0.1	3.2mm	*3.4mm*	3.2mm	*3.1mm*
GR Fat Est. (mm)	12.9	-0.4	13.4mm	*14.6mm*	13.3mm	*13.1mm*
IMF (%)	5.69	0.4	5.2%	*5.5%*	5.3%	*5.04%*
Micron (um)	17.0	-1.0	18.0	*18.8*	18.0	*17.6*
SL (mm)	28.8	-0.6	28.8mm	*24.4mm*	29.4	*28.0*
Wrinkle	2.6	0.2	2.4	*2.5*	2.4	*2.4*
MSA Index	61.3	0.4	60.9	*61.0*	60.9	*60.7*

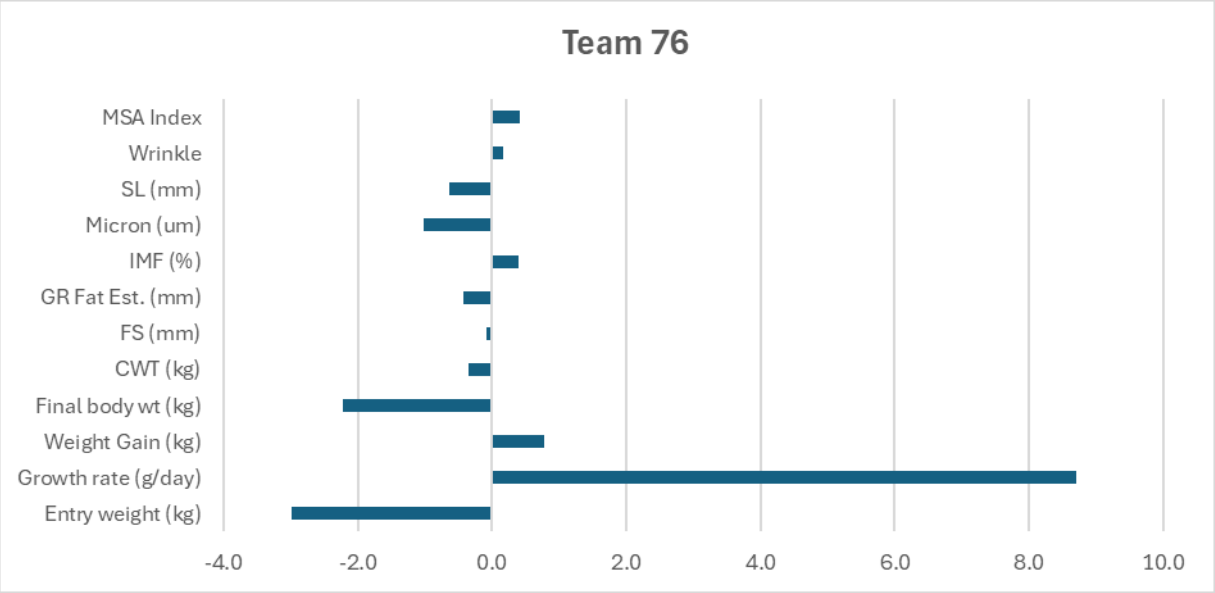

Team 77 - Spring Drop						
	Actual	Dev (within Age)	Overall Ave	*Autumn Ave*	*Winter Ave*	Spring Ave
Entry weight (kg)	38.5	-1.9	42.7kg	*50.0kg*	*42.7kg*	40.4kg
Growth rate (g/day)	248.9	23.4	220g/day	*211.4g/day*	*217.9g/day*	225.5g/day
Weight Gain (kg)	22.2	2.1	19.5kg	*18.8kg*	*19.4kg*	20.1kg
Final body wt (kg)	60.7	0.2	62.3kg	*68.8kg*	*62.1kg*	60.5kg
CWT (kg)	27.2	-0.9	29.0kg	*32.3kg*	*29.0kg*	28.1kg
FS (mm)	3.0	-0.1	3.2mm	*3.4mm*	*3.2mm*	3.1mm
GR Fat Est. (mm)	12.5	-0.6	13.4mm	*14.6mm*	*13.3mm*	13.1mm
IMF (%)	4.93	-0.1	5.2%	*5.5%*	*5.3%*	5.04%
Micron (um)	16.9	-0.7	18.0	*18.8*	*18.0*	17.6
SL (mm)	30.0	2.0	28.8mm	*24.4mm*	*29.4*	28.0
Wrinkle	1.5	-0.8	2.4	*2.5*	*2.4*	2.4
MSA Index	60.7	-0.1	60.9	*61.0*	*60.9*	60.7

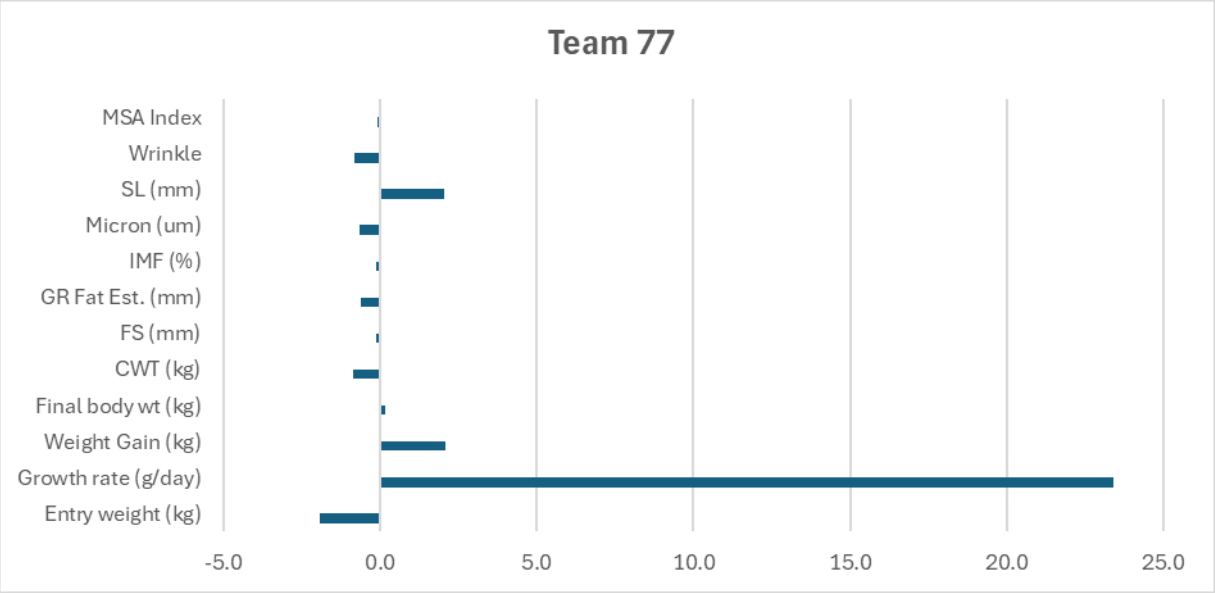

Team 78 – Autumn Drop						
	Actual	Dev (within Age)	Overall Ave	Autumn Ave	*Winter Ave*	*Spring Ave*
Entry weight (kg)	55.9	5.9	42.7kg	50.0kg	*42.7kg*	*40.4kg*
Growth rate (g/day)	203.5	-7.9	220g/day	211.4g/day	*217.9g/day*	*225.5g/day*
Weight Gain (kg)	18.1	-0.7	19.5kg	18.8kg	*19.4kg*	*20.1kg*
Final body wt (kg)	74.0	5.2	62.3kg	68.8kg	*62.1kg*	*60.5kg*
CWT (kg)	35.1	2.8	29.0kg	32.3kg	*29.0kg*	*28.1kg*
FS (mm)	3.9	0.4	3.2mm	3.4mm	*3.2mm*	*3.1mm*
GR Fat Est. (mm)	16.8	2.1	13.4mm	14.6mm	*13.3mm*	*13.1mm*
IMF (%)	5.58	0.1	5.2%	5.5%	*5.3%*	*5.04%*
Micron (um)	19.8	1.0	18.0	18.8	*18.0*	*17.6*
SL (mm)	27.1	-1.3	28.8mm	24.4mm	*29.4*	*28.0*
Wrinkle	2.1	-0.4	2.4	2.5	*2.4*	*2.4*
MSA Index	60.9	0.0	60.9	61.0	*60.9*	*60.7*

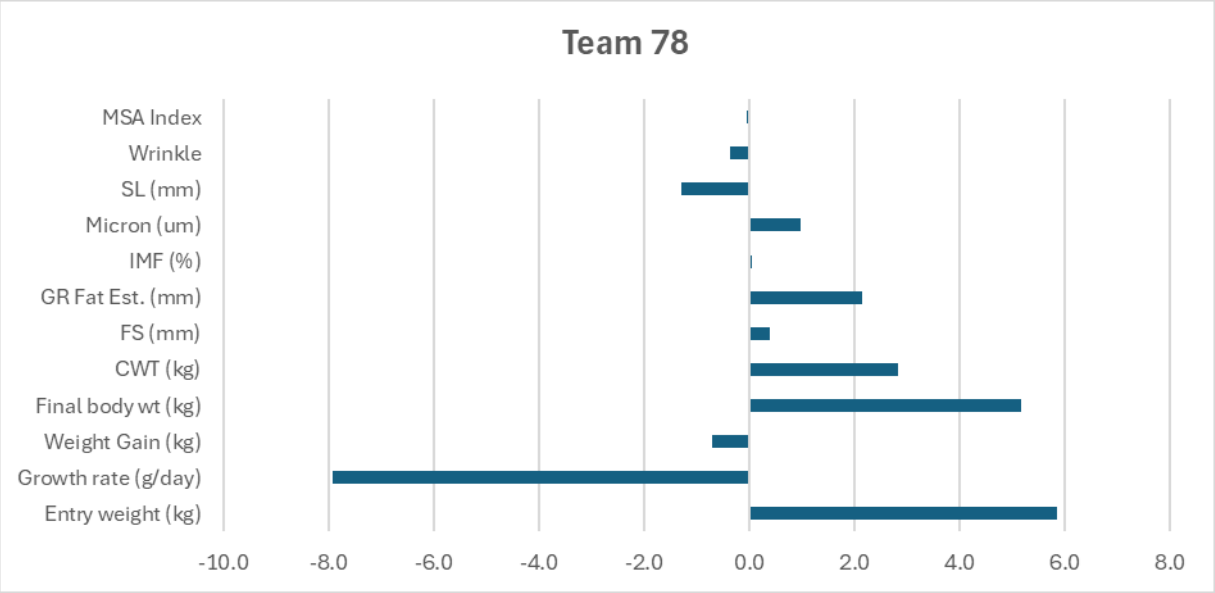
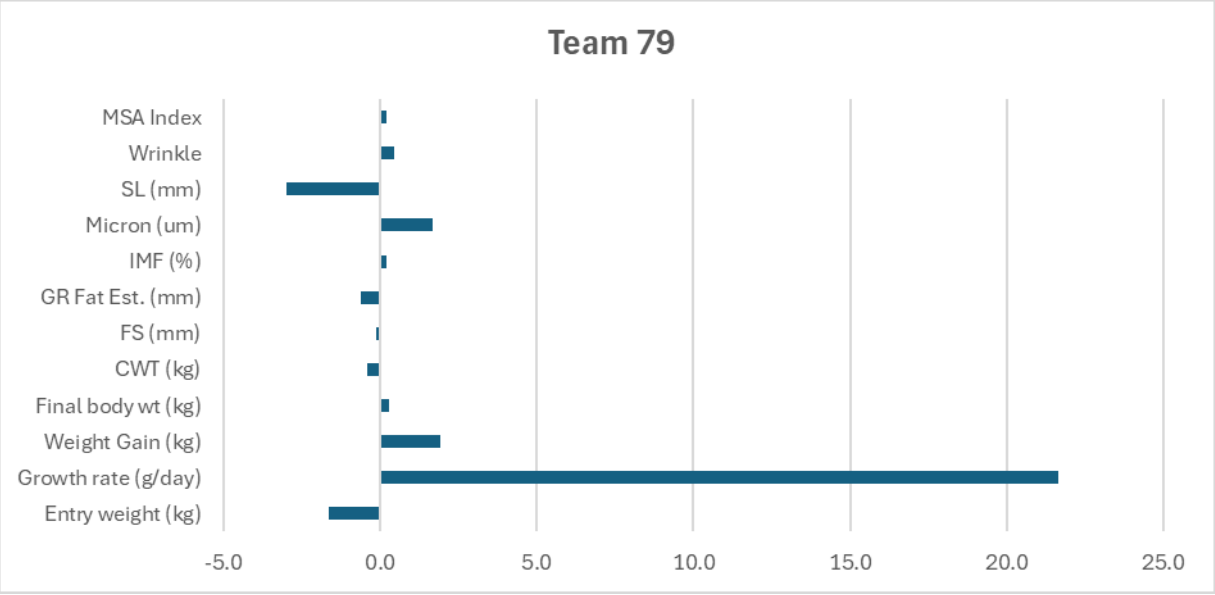
Team 79 - Spring Drop						
	Actual	Dev (within Age)	Overall Ave	*Autumn Ave*	*Winter Ave*	Spring Ave
Entry weight (kg)	38.8	-1.7	42.7kg	*50.0kg*	*42.7kg*	40.4kg
Growth rate (g/day)	247.2	21.7	220g/day	*211.4g/day*	*217.9g/day*	225.5g/day
Weight Gain (kg)	22.0	1.9	19.5kg	*18.8kg*	*19.4kg*	20.1kg
Final body wt (kg)	60.8	0.3	62.3kg	*68.8kg*	*62.1kg*	60.5kg
CWT (kg)	27.7	-0.4	29.0kg	*32.3kg*	*29.0kg*	28.1kg
FS (mm)	3.0	-0.1	3.2mm	*3.4mm*	*3.2mm*	3.1mm
GR Fat Est. (mm)	12.5	-0.6	13.4mm	*14.6mm*	*13.3mm*	13.1mm
IMF (%)	5.23	0.2	5.2%	*5.5%*	*5.3%*	5.04%
Micron (um)	19.2	1.7	18.0	*18.8*	*18.0*	17.6
SL (mm)	25.0	-3.0	28.8mm	*24.4mm*	*29.4*	28.0
Wrinkle	2.8	0.5	2.4	*2.5*	*2.4*	2.4
MSA Index	60.9	0.2	60.9	*61.0*	*60.9*	60.7